

ฝ่ายวิศวกรรม อาคารฯ

CHECKLIST FIRE PUMP ประจำเดือน



Diesel Engine Fire Pump Weekly Checklist

แบบฟอร์มการตรวจสอบเครื่องสูบน้ำดับเพลิงประจำสัปดาห์(เครื่องยนต์)

อาคาร.....Millennium.....

เดือน.....สิงหาคม 2565.....

รายละเอียด		สัปดาห์ที่ 1 ว. 21/ค.....ป.....		สัปดาห์ที่ 2 ว...../ค.....ป.....		สัปดาห์ที่ 3 ว...../ค.....ป.....		สัปดาห์ที่ 4 ว...../ค.....ป.....		สัปดาห์ที่ 5 ว...../ค.....ป.....	
		การทดสอบเครื่องจักร		การทดสอบเครื่องจักร		การทดสอบเครื่องจักร		การทดสอบเครื่องจักร		การทดสอบเครื่องจักร	
		ก่อนการ เดินเครื่อง	<input type="checkbox"/> Manual <input type="checkbox"/> Automatic	ก่อนการ เดินเครื่อง	<input type="checkbox"/> Manual <input type="checkbox"/> Automatic	ก่อนการ เดินเครื่อง	<input checked="" type="checkbox"/> Manual <input type="checkbox"/> Automatic	ก่อนการ เดินเครื่อง	<input type="checkbox"/> Manual <input type="checkbox"/> Automatic	ก่อนการ เดินเครื่อง	<input type="checkbox"/> Manual <input type="checkbox"/> Automatic
ส่วนเครื่องยนต์	ระบบระบายความร้อนด้วยอากาศ										
	บันทึกระดับน้ำระบายความร้อน										
	บันทึกอุณหภูมิระบายความร้อน (C/F)										
	บันทึกอุณหภูมิน้ำมันเครื่อง (C/ F)										
	บันทึกแรงดันน้ำมันเครื่อง (PSI)										
	บันทึกระดับน้ำมันเครื่อง		14.5 มม/ท่อ		14.5 มม/ท่อ		14.5 มม/ท่อ		14.5 มม/ท่อ		
	บันทึกความเร็วรอบ (RPM).....RPM										
	ความตึงสายพาน										
	สภาพเชมาคว้น										
	บันทึกระดับน้ำมันดีเซล แทงค์.....ลิตร										
ผลรวมจำนวนการทำงานของเครื่อง (จากมิเตอร์)											
ส่วนเครื่องสูบน้ำ	การสันสะเทือนและเสียง										
	จาระบีและลูกปืน										
	บันทึกแรงดันทางเข้า (PSI)										
	บันทึกแรงดันทางออก (PSI)										
	วาล์วควบคุมแรงดัน										
ชุดควบคุม	สภาพแบตเตอรี่										
	น้ำกลั่นแบตเตอรี่										
	ชุดชาร์จแบตเตอรี่										
	บันทึกแรงเคลื่อนไฟฟ้าตรง (DC Volts)										
	บันทึกกระแสไฟฟ้าตรง (DC Amp.)										
ผู้จัดบันทึก	ช่างอาคาร										
เวลา											
ผู้ตรวจสอบ	หัวหน้าช่าง										
ทบทวนโดย	ผู้จัดการอาคาร										

หมายเหตุ



Diesel Engine Fire Pump Weekly Checklist

แบบฟอร์มการตรวจสอบเครื่องสูบน้ำดับเพลิงประจำสัปดาห์(เครื่องยนต์)

อาคาร.....Millennium.....

เดือน.....สิงหาคม 2565.....

รายละเอียด		สัปดาห์ที่ 1 ว...../ด...../ป.....		สัปดาห์ที่ 2 ว...../ด...../ป.....		สัปดาห์ที่ 3 ว...../ด...../ป.....		สัปดาห์ที่ 4 ว...../ด...../ป.....		สัปดาห์ที่ 5 ว...../ด...../ป.....	
		การทดสอบเครื่องจักร		การทดสอบเครื่องจักร		การทดสอบเครื่องจักร		การทดสอบเครื่องจักร		การทดสอบเครื่องจักร	
		ก่อนการ เดินเครื่อง	<input checked="" type="checkbox"/> Manual <input type="checkbox"/> Automatic	ก่อนการ เดินเครื่อง	<input checked="" type="checkbox"/> Manual <input type="checkbox"/> Automatic	ก่อนการ เดินเครื่อง	<input checked="" type="checkbox"/> Manual <input type="checkbox"/> Automatic	ก่อนการ เดินเครื่อง	<input checked="" type="checkbox"/> Manual <input type="checkbox"/> Automatic	ก่อนการ เดินเครื่อง	<input type="checkbox"/> Manual <input type="checkbox"/> Automatic
ส่วนเครื่องยนต์	ระบบระบายความร้อนด้วยอากาศ	N	N	N	N	N	N	N	N		
	บันทึกระดับน้ำระบายความร้อน	N	N	N	N	N	N	N	N		
	บันทึกอุณหภูมิระบายความร้อน (C / F)	60/140	55/130	60/130		60/140	55/130	60/140	55/130		
	บันทึกอุณหภูมิน้ำมันเครื่อง (C / F)	-	-	-	-	-	-	-	-		
	บันทึกแรงดันน้ำมันเครื่อง (PSI)	0	75	0	75	0	75	0	75		
	บันทึกระดับน้ำมันเครื่อง	N	N	N	N	N	N	N	N		
	บันทึกความเร็วรอบ (RPM).....RPM	0	1600	0	1600	0	1600	0	1600		
	ความตึงสายพาน	-	-	-	-	-	-	-	-		
	สภาพเชมาคว้น	-	N	-	N	-	N	-	N		
	บันทึกระดับน้ำมันดีเซล แทงค์.....ลิตร	520	520	520	520	520	520	520	520		
ผลรวมจำนวนการทำงานของเครื่อง (จากมิเตอร์)	58.2	58.2	58.2	58.3	58.3	58.3	58.2	58.2			
ส่วนเครื่องสูบน้ำ	การสั่นสะเทือนและเสียง	-	N	-	N	-	N	-	N		
	จากระบบและลูกปืน	-	N	-	N	-	N	-	N		
	บันทึกแรงดันทางเข้า (PSI)	-	-	-	-	-	-	-	-		
	บันทึกแรงดันทางออก (PSI)	-	250	-	250	-	250	-	250		
	วาล์วควบคุมแรงดัน	N	N	N	N	N	N	N	N		
ชุดควบคุม	สภาพแบตเตอรี่	N	N	N	N	N	N	N	N		
	น้ำกลั่นแบตเตอรี่	N	N	N	N	N	N	N	N		
	ชุดชาร์จแบตเตอรี่	N	N	N	N	N	N	N	N		
	บันทึกแรงเคลื่อนไฟฟ้าตรง (DC Volts)	12	12	12	12	12	12	12	12		
	บันทึกกระแสไฟฟ้าตรง (DC Amp.)	0.1	0.1	0.1	0.1	0.1	0.1	0.1	0.1		
ผู้จัดบันทึก	ช่างอาคาร	วิมล / ศิวะ		วิมล / ศิวะ		วิมล / ศิวะ		วิมล / ศิวะ			
เวลา		15.00		14.30		15.00		14.30			
ผู้ตรวจสอบ	หัวหน้าช่าง	วิมล		วิมล							
ทบทวนโดย	ผู้จัดการอาคาร										

หมายเหตุ



Diesel Engine Fire Pump Weekly Checklist

แบบฟอร์มการตรวจสอบเครื่องสูบน้ำดับเพลิงประจำสัปดาห์(เครื่องยนต์)

อาคาร.....Millennium.....

เดือน.....สิงหาคม 2565.....

รายละเอียด		สัปดาห์ที่ 1 21/10/2565		สัปดาห์ที่ 2 21/10/2565		สัปดาห์ที่ 3 21/10/2565		สัปดาห์ที่ 4 21/10/2565		สัปดาห์ที่ 5 21/10/2565	
		การทดสอบเครื่องจักร		การทดสอบเครื่องจักร		การทดสอบเครื่องจักร		การทดสอบเครื่องจักร		การทดสอบเครื่องจักร	
		ก่อนการ เดินเครื่อง	<input checked="" type="checkbox"/> Manual <input type="checkbox"/> Automatic	ก่อนการ เดินเครื่อง	<input checked="" type="checkbox"/> Manual <input type="checkbox"/> Automatic	ก่อนการ เดินเครื่อง	<input checked="" type="checkbox"/> Manual <input type="checkbox"/> Automatic	ก่อนการ เดินเครื่อง	<input checked="" type="checkbox"/> Manual <input type="checkbox"/> Automatic	ก่อนการ เดินเครื่อง	<input type="checkbox"/> Manual <input type="checkbox"/> Automatic
ส่วนเครื่องยนต์	ระบบระบายความร้อนด้วยอากาศ	N	N	N	N	N	N	N	N		
	บันทึกระดับน้ำระบายความร้อน	N	N	N	N	N	N	N	N		
	บันทึกอุณหภูมิน้ำระบายความร้อน (C/F)	60/140	50/120	60/120	60/120	60/140	60/120	60/140	60/130		
	บันทึกอุณหภูมิน้ำมันเครื่อง (C/F)	-	-	-	-	-	-	-	-		
	บันทึกแรงดันน้ำมันเครื่อง (PSI)	0	55	0	50	0	55	0	55		
	บันทึกระดับน้ำมันเครื่อง	N	N	N	N	N	N	N	N		
	บันทึกความเร็วรอบ (RPM).....RPM	0	900	0	900	0	900	0	900		
	ความตึงสายพาน	-	-	-	-	-	-	-	-		
	สภาพเขม่าควัน	-	N	-	N	-	N	-	N		
	บันทึกระดับน้ำมันดีเซล แทงค์.....ลิตร	510	510	500	500	500	500	500	500		
ผลรวมจำนวนการทำงานของเครื่อง (จากมิเตอร์)	55.8	55.8	55.9	55.9	55.9	55.9	55.8	55.8			
ส่วนเครื่องสูบน้ำ	การสั่นสะเทือนและเสียง	-	N	-	N	-	N	-	N		
	จากระดับและลูกปืน	-	N	-	N	-	N	-	N		
	บันทึกแรงดันทางเข้า (PSI)	-	-	-	-	-	-	-	-		
	บันทึกแรงดันทางออก (PSI)	0	350	0	350	0	350	0	390		
	วาล์วควบคุมแรงดัน	N	N	N	N	N	N	N	N		
ชุดควบคุม	สภาพแบตเตอรี่	N	N	N	N	N	N	N	N		
	น้ำกลั่นแบตเตอรี่	N	N	N	N	N	N	N	N		
	ชุดชาร์จแบตเตอรี่	N	N	N	N	N	N	N	N		
	บันทึกแรงเคลื่อนไฟฟ้าตรง (DC Volts)	26	27	27	27	27	27	27	27		
	บันทึกกระแสไฟฟ้าตรง (DC Amp.)	0	0.2	0.2	0.2	0.2	0.2	0.2	0.2		
ผู้จัดบันทึก	ช่างอาคาร	โกมล / ศักดิ์		โกมล / ศักดิ์		โกมล / ศักดิ์		โกมล / ศักดิ์			
เวลา		15.00 น.		14.30 น.		15.00		15.00			
ผู้ตรวจสอบ	หัวหน้าช่าง	51015		51015							
ทบทวนโดย	ผู้จัดการอาคาร										

หมายเหตุ



Electrical Motor Fire Pump Weekly Checklist

แบบฟอร์มการตรวจสอบเครื่องสูบน้ำดับเพลิงประจำสัปดาห์(มอเตอร์)

อาคาร.....Millennium.....

เดือน.....สิงหาคม 2565.....

รายละเอียด		สัปดาห์ที่ 1 ว. 2 / ค. / ป.		สัปดาห์ที่ 2 ว. 11 / ค. / ป.		สัปดาห์ที่ 3 ว. 18 / ค. / ป.		สัปดาห์ที่ 4 ว. 25 / ค. / ป.		สัปดาห์ที่ 5 ว. / ค. / ป.	
		การทดสอบเครื่องจักร		การทดสอบเครื่องจักร		การทดสอบเครื่องจักร		การทดสอบเครื่องจักร		การทดสอบเครื่องจักร	
		ก่อนการ เดินเครื่อง	<input checked="" type="checkbox"/> Manual <input type="checkbox"/> Automatic	ก่อนการ เดินเครื่อง	<input checked="" type="checkbox"/> Manual <input type="checkbox"/> Automatic	ก่อนการ เดินเครื่อง	<input checked="" type="checkbox"/> Manual <input type="checkbox"/> Automatic	ก่อนการ เดินเครื่อง	<input checked="" type="checkbox"/> Manual <input type="checkbox"/> Automatic	ก่อนการ เดินเครื่อง	<input type="checkbox"/> Manual <input type="checkbox"/> Automatic
การสั่นสะเทือนและเสียง	มอเตอร์	1	2	1	2	1	2	1	2		
	เครื่องสูบน้ำ	1	2	1	2	1	2	1	2		
ความร้อนขณะเดินเครื่อง	มอเตอร์	1	2	1	2	1	2	1	2		
	เครื่องสูบน้ำ	1	2	1	2	1	2	1	2		
การหล่อลื่นขณะเดินเครื่อง	มอเตอร์	1	2	1	2	1	2	1	2		
	เครื่องสูบน้ำ	1	2	1	2	1	2	1	2		
จาระบีและลูกปืน	มอเตอร์	1	2	1	2	1	2	1	2		
	เครื่องสูบน้ำ	1	2	1	2	1	2	1	2		
รอยรั่วและซัด	มอเตอร์	2	2	2	2	2	2	2	2		
	เครื่องสูบน้ำ	2	2	2	2	2	2	2	2		
งานต่อเวลา		1	2	1	2	1	2	1	2		
บันทึกแรงดันทางเข้า (PSI)		1	1	1	1	1	1	1	1		
ค่ามาตรฐาน											
บันทึกแรงดันทางออก (PSI)		0	175	0	175	0	179	0	179		
ค่ามาตรฐาน											
บันทึกแรงเคลื่อนไฟฟ้า (Volts / โวลท์)	คู่สาย Phase-N (220 Volts)	232	230	231	229	230	232	231	230		
	คู่เฟส RS (380 Volts)	401	400	400	398	400	401	401	400		
	คู่เฟส ST (380 Volts)	400	399	401	399	401	401	400	400		
	คู่เฟส TR (380 Volts)	401	400	401	399	400	401	400	401		
บันทึกกระแสไฟฟ้า (Amp. / แอมป์)	เฟส R	0	7.3	0	7.2	0	7.2	0	7.3		
	เฟส S	0	7.4	0	7.6	0	7.5	0	7.6		
	เฟส T	0	7.2	0	7.2	0	7.6	0	7.3		
ผู้จัดบันทึก	ช่างอาคาร	โกมล / ศิเรก		โกมล / ศิเรก		โกมล / ศิเรก		โกมล / ศิเรก			
เวลา		15.00 น.		14.00 น.		15.00 น.		14.30 น.			
ผู้ตรวจสอบ	หัวหน้าช่าง	51015		51015							
ทบทวนโดย	ผู้จัดการอาคาร										

หมายเหตุ



Electrical Motor Fire Pump Weekly Checklist

แบบฟอร์มการตรวจสอบเครื่องสูบน้ำดับเพลิงประจำสัปดาห์(มอเตอร์)

อาคาร.....Millennium.....

เดือน.....สิงหาคม 2565.....

รายละเอียด		สัปดาห์ที่ 1 ว. 11/ค.../ป....		สัปดาห์ที่ 2 ว. 11/ค.../ป....		สัปดาห์ที่ 3 ว. 11/ค.../ป....		สัปดาห์ที่ 4 ว. 15/ค.../ป....		สัปดาห์ที่ 5 ว./ค.../ป....	
		การทดสอบเครื่องจักร		การทดสอบเครื่องจักร		การทดสอบเครื่องจักร		การทดสอบเครื่องจักร		การทดสอบเครื่องจักร	
		ก่อนการ เดินเครื่อง	<input checked="" type="checkbox"/> Manual <input type="checkbox"/> Automatic	ก่อนการ เดินเครื่อง	<input checked="" type="checkbox"/> Manual <input type="checkbox"/> Automatic	ก่อนการ เดินเครื่อง	<input checked="" type="checkbox"/> Manual <input type="checkbox"/> Automatic	ก่อนการ เดินเครื่อง	<input checked="" type="checkbox"/> Manual <input type="checkbox"/> Automatic	ก่อนการ เดินเครื่อง	<input type="checkbox"/> Manual <input type="checkbox"/> Automatic
การสั่นสะเทือนและเสียง	มอเตอร์	-	2	-	2	-	1	-	2		
	เครื่องสูบน้ำ	-	2	-	2	-	1	-	2		
ความร้อนขณะเดินเครื่อง	มอเตอร์	-	2	-	2	-	2	-	2		
	เครื่องสูบน้ำ	-	2	-	2	-	2	-	2		
การหล่อลื่นขณะเดินเครื่อง	มอเตอร์	-	2	-	2	-	2	-	2		
	เครื่องสูบน้ำ	-	2	-	2	-	2	-	2		
จาระบีและลูกปืน	มอเตอร์	-	2	-	2	-	2	-	2		
	เครื่องสูบน้ำ	-	2	-	2	-	2	-	2		
รอยรั่วและซีล	มอเตอร์	-	2	-	2	-	2	-	2		
	เครื่องสูบน้ำ	-	2	-	2	-	2	-	2		
จานต่อเฟลา		-	2	-	2	-	2	-	2		
บันทึกแรงดันทางเข้า (PSI)		-	-	-	-	-	-	-	-		
ค่ามาตรฐาน		-	-	-	-	-	-	-	-		
บันทึกแรงดันทางออก (PSI)		0	250	0	250	0	250	0	270		
ค่ามาตรฐาน		0	250	0	250	0	250	0	270		
บันทึกแรงดันไฟฟ้า (Volts / โวลต์)	คู่สาย Phase-N (220 Volts)	234	233	232	230	233	234	234	233		
	คู่เฟส RS (380 Volts)	401	400	401	400	400	401	401	400		
	คู่เฟส ST (380 Volts)	400	399	400	400	401	400	400	401		
	คู่เฟส TR (380 Volts)	402	401	401	400	400	400	400	400		
บันทึกกระแสไฟฟ้า (Amp. / แอมป์)	เฟส R	-	15.3	0	15.7	-	15.6	-	15.4		
	เฟส S	-	15.5	0	16.4	-	15.3	-	15.4		
	เฟส T	-	15.6	0	15.5	-	15.8	-	15.6		
ผู้จัดบันทึก	ช่างอาคาร	โกมล / อารี		โกมล / อารี		โกมล / อารี		โกมล / อารี			
เวลา		15.00 น.		14.00 น.		15.06		14.30			
ผู้ตรวจสอบ	หัวหน้าช่าง	อ.อ.อ.		อ.อ.อ.							
ทบทวนโดย	ผู้จัดการอาคาร										

หมายเหตุ



Electrical Motor Fire Pump Weekly Checklist

32

แบบฟอร์มการตรวจสอบเครื่องสูบน้ำดับเพลิงประจำสัปดาห์(มอเตอร์)

อาคาร..... Millennium

เดือน..... สิงหาคม 2565

รายละเอียด		สัปดาห์ที่ 1 ว...../ค...../ป.....		สัปดาห์ที่ 2 ว...../ค...../ป.....		สัปดาห์ที่ 3 ว...../ค...../ป.....		สัปดาห์ที่ 4 ว...../ค...../ป.....		สัปดาห์ที่ 5 ว...../ค...../ป.....	
		การทดสอบเครื่องจักร		การทดสอบเครื่องจักร		การทดสอบเครื่องจักร		การทดสอบเครื่องจักร		การทดสอบเครื่องจักร	
		ก่อนการ เดินเครื่อง	<input checked="" type="checkbox"/> Manual <input type="checkbox"/> Automatic	ก่อนการ เดินเครื่อง	<input checked="" type="checkbox"/> Manual <input type="checkbox"/> Automatic	ก่อนการ เดินเครื่อง	<input checked="" type="checkbox"/> Manual <input type="checkbox"/> Automatic	ก่อนการ เดินเครื่อง	<input checked="" type="checkbox"/> Manual <input type="checkbox"/> Automatic	ก่อนการ เดินเครื่อง	<input type="checkbox"/> Manual <input type="checkbox"/> Automatic
การสั่นสะเทือนและเสียง	มอเตอร์	1	22	1	22	1	22	1	22		
	เครื่องสูบน้ำ	1	22	1	22	1	22	1	22		
ความร้อนขณะเดินเครื่อง	มอเตอร์	1	22	1	22	1	22	1	22		
	เครื่องสูบน้ำ	1	22	1	22	1	22	1	22		
การหล่อลื่นขณะเดินเครื่อง	มอเตอร์	1	22	1	22	1	22	1	22		
	เครื่องสูบน้ำ	1	22	1	22	1	22	1	22		
จาระบีและลูกปืน	มอเตอร์	1	22	1	22	1	22	1	22		
	เครื่องสูบน้ำ	1	22	1	22	1	22	1	22		
รอยรั่วและซีล	มอเตอร์	2	22	2	22	2	22	2	22		
	เครื่องสูบน้ำ	2	22	2	22	2	22	2	22		
งานต่อเพลลา		1	22	1	22	1	22	1	22		
บันทึกแรงดันทางเข้า (PSI)		1	1	1	1	1	1	1	1		
ค่ามาตรฐาน (PSI)		1	1	1	1	1	1	1	1		
บันทึกแรงดันทางออก (PSI)		0	350	0	350	0	350	0	350		
ค่ามาตรฐาน (PSI)		0	350	0	350	0	350	0	350		
บันทึกแรงเคลื่อนไฟฟ้า (Volts / โวลท์)	คู่สาย Phase-N (220 Volts)	232	230	231	230	230	231	231	232		
	คู่เฟส RS (380 Volts)	401	400	401	398	401	400	400	399		
	คู่เฟส ST (380 Volts)	401	400	400	399	400	400	401	400		
	คู่เฟส TR (380 Volts)	400	399	401	399	400	400	401	400		
บันทึกกระแสไฟฟ้า (Amp. / แอมป์)	เฟส R	0	22.5	0	22.6	0	22.2	-	22.7		
	เฟส S	0	22.7	0	22.7	0	22.5	-	22.5		
	เฟส T	0	22.8	0	22.8	0	22.7	-	22.6		
ผู้จัดบันทึก	ช่างอาคาร	โกมล / ศิริเวจ		โกมล / ศิริเวจ		โกมล / ศิริเวจ		โกมล / ศิริเวจ			
เวลา		15.00 น.		14.00 น.		15.00		14.30			
ผู้ตรวจสอบ	หัวหน้าช่าง	5/15/65		5/15/65							
ทบทวนโดย	ผู้จัดการอาคาร										

หมายเหตุ



Diesel Engine Fire Pump Weekly Checklist



แบบฟอร์มการตรวจสอบเครื่องสูบน้ำดับเพลิงประจำสัปดาห์(เครื่องยนต์) No.1

อาคาร Millennium

เดือน กันยายน 2565

รายละเอียด		สัปดาห์ที่ 1 25/09/65	สัปดาห์ที่ 2 12/10/65	สัปดาห์ที่ 3 19/10/65	สัปดาห์ที่ 4 26/10/65	สัปดาห์ที่ 5 2/11/65					
		การทดสอบเครื่องจักร		การทดสอบเครื่องจักร		การทดสอบเครื่องจักร		การทดสอบเครื่องจักร		การทดสอบเครื่องจักร	
		ก่อนการ เดินเครื่อง	<input type="checkbox"/> Manual <input type="checkbox"/> Automatic	ก่อนการ เดินเครื่อง	<input type="checkbox"/> Manual <input type="checkbox"/> Automatic	ก่อนการ เดินเครื่อง	<input checked="" type="checkbox"/> Manual <input type="checkbox"/> Automatic	ก่อนการ เดินเครื่อง	<input checked="" type="checkbox"/> Manual <input type="checkbox"/> Automatic	ก่อนการ เดินเครื่อง	<input type="checkbox"/> Manual <input type="checkbox"/> Automatic
ส่วนเครื่องยนต์	ระบบระบายความร้อนด้วยอากาศ	N	N	N	N	N					
	บันทึกระดับน้ำระบายความร้อน	N	N	N	N	N					
	บันทึกอุณหภูมิน้ำระบายความร้อน (C/F)	N	120	N	100	N					
	บันทึกอุณหภูมิน้ำมันเครื่อง (C/F)	N	N	N	N	N					
	บันทึกแรงดันน้ำมันเครื่อง (PSI)	N	45	N	45	N					
	บันทึกระดับน้ำมันเครื่อง	N	N	N	N	N					
	บันทึกความเร็วรอบ (RPM).....RPM	N	1100	N	1100	N					
	ความตึงสายพาน	N	N	N	N	N					
	สภาพเชมาคัน	N	N	N	N	N					
	บันทึกระดับน้ำมันดีเซล แทงค์.....ลิตร	N	500	N	500	N					
ส่วนเครื่องสูบน้ำ	ผลรวมจำนวนการทำงานของเครื่อง (จากมิเตอร์)	83	83	83	83	83					
	การสิ้นเปลืองและเสียง	N	N	N	N	N					
	จากระบบและลูกปืน	N	N	N	N	N					
	บันทึกแรงดันทางเข้า (PSI)	N	N	N	N	N					
	บันทึกแรงดันทางออก (PSI)	N	150	N	150	N					
ชุดควบคุม	วาล์วควบคุมแรงดัน	N	N	N	N	N					
	สภาพแบตเตอรี่	N	N	N	N	N					
	น้ำกลั่นแบตเตอรี่	N	N	N	N	N					
	ชุดชาร์จแบตเตอรี่	N	N	N	N	N					
	บันทึกแรงเคลื่อนไฟฟ้าตรง (DC Volts)	N	24V	N	24V	N					
	บันทึกกระแสไฟฟ้าตรง (DC Amp.)	N	400	N	400	N					
ผู้จัดบันทึก	ช่างอาคาร	ช่างอาคาร	ช่างพื้นที่, ช่างไฟฟ้า	ช่างพื้นที่, ช่างไฟฟ้า							
เวลา	14:00	14:00	14:00	14:00							
ผู้ตรวจสอบ	หัวหน้าช่าง	หัวหน้าช่าง									
พบทวนโดย	ผู้จัดการอาคาร										

หมายเหตุ



Diesel Engine Fire Pump Weekly Checklist



แบบฟอร์มการตรวจสอบเครื่องสูบน้ำดับเพลิงประจำสัปดาห์(เครื่องยนต์) No.2

อาคาร Millennium

เดือน กันยายน 2565

รายละเอียด		สัปดาห์ที่ 1 25/10/65		สัปดาห์ที่ 2 26/10/65		สัปดาห์ที่ 3 27/10/65		สัปดาห์ที่ 4 28/10/65		สัปดาห์ที่ 5 29/10/65	
		การทดสอบเครื่องจักร		การทดสอบเครื่องจักร		การทดสอบเครื่องจักร		การทดสอบเครื่องจักร		การทดสอบเครื่องจักร	
		ก่อนการ เดินเครื่อง	<input type="checkbox"/> Manual <input type="checkbox"/> Automatic	ก่อนการ เดินเครื่อง	<input type="checkbox"/> Manual <input type="checkbox"/> Automatic	ก่อนการ เดินเครื่อง	<input checked="" type="checkbox"/> Manual <input type="checkbox"/> Automatic	ก่อนการ เดินเครื่อง	<input type="checkbox"/> Manual <input type="checkbox"/> Automatic	ก่อนการ เดินเครื่อง	<input type="checkbox"/> Manual <input type="checkbox"/> Automatic
ส่วนเครื่องยนต์	ระบบระบายความร้อนด้วยอากาศ	✓	N	✓	N	✓	✓	✓	✓		
	บันทึกระดับน้ำระบายความร้อน	✓	N	✓	N	✓	✓	✓	✓		
	บันทึกอุณหภูมิน้ำระบายความร้อน (C/F)	✓	120	✓	120	✓	90	✓	90		
	บันทึกอุณหภูมิน้ำมันเครื่อง (C/F)	✓	N	✓	N	✓	120	✓	120		
	บันทึกแรงดันน้ำมันเครื่อง (PSI)	✓	45	✓	45	✓	80	✓	80		
	บันทึกระดับน้ำมันเครื่อง	✓	N	✓	N	✓	H	✓	H		
	บันทึกความเร็วรอบ (RPM).....RPM	✓	1500	✓	1500	✓	1800	✓	1800		
	ความตึงสายพาน	✓	N	✓	N	✓	✓	✓	✓		
	สภาพเขม่าควัน	✓	N	✓	N	✓	N/A	✓	N/A		
	บันทึกระดับน้ำมันดีเซล แทงค์.....ลิตร	✓	500	✓	500	✓	500	✓	500		
ผลรวมจำนวนการทำงานของเครื่อง (จากมิเตอร์)	✓	58	✓	58	✓	93	✓	93			
ส่วนเครื่องสูบน้ำ	การสั่นสะเทือนและเสียง	✓	N	✓	N	✓	N/A	✓	N/A		
	จาระบีและลูกปืน	✓	N	✓	N	✓	✓	✓	✓		
	บันทึกแรงดันทางเข้า (PSI)	✓	N	✓	N	✓	N/A	✓	N/A		
	บันทึกแรงดันทางออก (PSI)	✓	260	✓	260	✓	240	✓	240		
	วาล์วควบคุมแรงดัน	✓	N	✓	N	✓	✓	✓	✓		
ชุดควบคุม	สภาพแบตเตอรี่	✓	N	✓	N	✓	✓	✓	✓		
	น้ำกลั่นแบตเตอรี่	✓	N	✓	N	✓	✓	✓	✓		
	ชุดชาร์จแบตเตอรี่	✓	N	✓	N	✓	✓	✓	✓		
	บันทึกแรงเคลื่อนไฟฟ้าตรง (DC Volts)	✓	24V.	✓	24V.	✓	24.1	✓	24.1		
	บันทึกกระแสไฟฟ้าตรง (DC Amp.)	✓	400	✓	400	✓	N/A	✓	N/A		
ผู้จัดบันทึก	ช่างอาคาร	✓ 14:00		✓ 14:00		✓ 14:00		✓ 14:00			
เวลา		14:00		14:00		14:00		14:00			
ผู้ตรวจสอบ	หัวหน้าช่าง	✓ 14:00		✓ 14:00		✓ 14:00		✓ 14:00			
ทบทวนโดย	ผู้จัดการอาคาร										

หมายเหตุ



Diesel Engine Fire Pump Weekly Checklist



แบบฟอร์มการตรวจสอบเครื่องสูบน้ำดับเพลิงประจำสัปดาห์(เครื่องยนต์) No.3

อาคาร Millennium

เดือน กุมภาพันธ์ ปี 2565

รายละเอียด		สัปดาห์ที่ 1 ว. 5/10/65		สัปดาห์ที่ 2 ว. 12/10/65		สัปดาห์ที่ 3 ว. 19/10/65		สัปดาห์ที่ 4 ว. 26/10/65		สัปดาห์ที่ 5 ว. 31/10/65	
		การทดสอบเครื่องจักร		การทดสอบเครื่องจักร		การทดสอบเครื่องจักร		การทดสอบเครื่องจักร		การทดสอบเครื่องจักร	
		ก่อนการเดินเครื่อง	<input type="checkbox"/> Manual <input type="checkbox"/> Automatic	ก่อนการเดินเครื่อง	<input type="checkbox"/> Manual <input type="checkbox"/> Automatic	ก่อนการเดินเครื่อง	<input type="checkbox"/> Manual <input type="checkbox"/> Automatic	ก่อนการเดินเครื่อง	<input type="checkbox"/> Manual <input type="checkbox"/> Automatic	ก่อนการเดินเครื่อง	<input type="checkbox"/> Manual <input type="checkbox"/> Automatic
ส่วนเครื่องยนต์	ระบบระบายความร้อนด้วยอากาศ	N	N	N	N	/	/	/	/		
	บันทึกกระด้นน้ำระบายความร้อน	N	N	N	N	/	/	/	/		
	บันทึกอุณหภูมิระบายความร้อน (C/F)	N	120	N	120	0	50	0	50		
	บันทึกอุณหภูมิน้ำมันเครื่อง (C/F)	N	N	N	N	0	120	0	120		
	บันทึกแรงดันน้ำมันเครื่อง (PSI)	N	45	N	45	0	40	0	80		
	บันทึกกระด้นน้ำมันเครื่อง	N	N	N	N	H	H	H	H		
	บันทึกความเร็วรอบ (RPM).....RPM	N	1000	N	1000	0	1300	0	1300		
	ความตึงสายพาน	N	N	N	N	/	/	/	/		
ส่วนเครื่องสูบน้ำ	สภาพเขม่าควัน	N	N	N	N	N/A	N/A	N/A	N/A		
	บันทึกกระด้นน้ำฉีดเซล แทงค์.....ลิตร	N	500	N	500	N/A	500	N/A	N/A		
	ผลรวมจำนวนการทำงานของเครื่อง (จากมิเตอร์)	50	50	50	50	N/A	50	N/A	N/A		
	การสันดาปและเสียง	N	N	N	N	N/A	N/A	N/A	N/A		
	จาระบีและลูกปืน	N	N	N	N	/	/	/	/		
ชุดควบคุม	บันทึกแรงดันทางเข้า (PSI)	N	N	N	N	N/A	N/A	N/A	N/A		
	บันทึกแรงดันทางออก (PSI)	N	340	N	340	0	270	0	0		
	วาล์วควบคุมแรงดัน	N	N	N	N	/	/	/	/		
	สภาพแบตเตอรี่	N	N	N	N	/	/	/	/		
	น้ำกลั่นแบตเตอรี่	N	N	N	N	/	/	/	/		
	ชุดชาร์จแบตเตอรี่	N	N	N	N	/	/	/	/		
	บันทึกแรงเคลื่อนไฟฟ้าตรง (DC Volts)	N	24V	N	24V	27.0	27.1	27.0	27.0		
	บันทึกกระแสไฟฟ้าตรง (DC Amp.)	N	400	N	400	N/A	N/A	N/A	N/A		
ผู้จัดบันทึก	ช่างอาคาร	<u>อ.กมล</u>		<u>อ.กมล</u>		<u>อ.กมล, น.กมล</u>		<u>อ.กมล, น.กมล</u>			
เวลา		14:00		14:00		14:00		14:00			
ผู้ตรวจสอบ	หัวหน้าช่าง	<u>กมล</u>		<u>กมล</u>							
ทบทวนโดย	ผู้จัดการอาคาร										

หมายเหตุ

"FIRE PUMP" INSPECTION SHEET

ชื่อลูกค้า

Millennium Residence

วันที่

04/10/2565

ที่อยู่

เลขที่ 20 หมู่ 10 ตำบลบางพลีใหญ่ อำเภอบางพลี จังหวัดสมุทรปราการ

FP Model

6STR5.9-C, 12RSHC/6 STAGE

FP1 LOW

ลำดับ	รายละเอียดของงานที่ปฏิบัติ	ผ่าน	ไม่ผ่าน	หมายเหตุ
1	ตรวจสอบระดับน้ำในหม้อน้ำ	✓		
2	ตรวจสอบสภาพของฝาแรงดันปิดหม้อน้ำ	✓		
3	ตรวจสอบสภาพของสายพานที่คัม ส่ายพานไคชาว์	✓		
4	ตรวจสอบสภาพภายนอกของเลี้ยวหัวน้ำเทอร์โมสแตท	✓		
5	ตรวจสอบสภาพภายนอกของหม้อน้ำ และปั๊มน้ำ (รอยรั่วซึม)	✓		X หม้อน้ำรั่วซึมบริเวณฝาปิดหม้อน้ำ + หม้อน้ำรั่วซึมบริเวณท่อ, เหนือหม้อน้ำ
6	ตรวจสอบสภาพของท่อเข้า พ้อยาน้ำ (รอยรั่วซึม)	✓		
7	ตรวจสอบระดับน้ำมันหล่อลื่น	✓		H...✓ M..... L.....
8	ตรวจสอบสภาพภายนอกของกรงน้ำมันขึ้นลิ้น (รอยรั่วซึม)	✓		
9	ตรวจสอบภายนอกของเครื่องยนต์ (รอยรั่วซึม น้ำมันหล่อลื่น)	✓		
10	ตรวจสอบสภาพภายนอกของกรงน้ำมันเชื้อเพลิง (รอยรั่วซึม)	✓		
11	ตรวจสอบภายนอกของปั๊มน้ำมันเชื้อเพลิง (รอยรั่วซึม น้ำมันเชื้อเพลิง)	✓		
12	ตรวจสอบสภาพภายนอกของกรงอากาศ (จุดค้น สกปรก)	✓		+ ไม่ทำความสะอาด
13	ตรวจสอบภายนอกของเทอร์โมสแตท (รอยรั่วซึม)	✓		
14	ตรวจสอบท่อทางอากาศเข้า - ออก (สิ่งกีดขวาง บดบัง)	✓		
15	ตรวจสอบระดับน้ำมันเชื้อเพลิง (ป้องกันน้ำมันหมดหรือเสื่อม)	✓		H...✓ M..... L...รั่วซึม 500 ลิตร
16	ถ่ายน้ำมันจากถังน้ำมันเชื้อเพลิงและใส่กรอง (ถ้ามี)	✓		
17	ตรวจสอบการทำงานของชุดคอนโทรลควบคุม FIRE PUMP	✓		ชั่วโมงการทำงาน 91 H...3 M
18	ตรวจสอบการทำงานของปุ่ม Emergency Stop (ถ้ามี)	-	-	
19	ตรวจสอบแบตเตอรี่และระดับน้ำกรด แบตเตอรี่ ชุดที่ 1	✓		H...✓ M..... L.....
20	ตรวจสอบแบตเตอรี่และระดับน้ำกรด แบตเตอรี่ ชุดที่ 2	✓		H...✓ M..... L.....
21	ตรวจสอบประจุไฟฟ้า (Voltage) แบตเตอรี่ ชุดที่ 1	✓		12.12 V
22	ตรวจสอบประจุไฟฟ้า (Voltage) แบตเตอรี่ ชุดที่ 2	✓		12.19 V
23	ตรวจสอบขั้ว และสายแบตเตอรี่	✓		
24	ตรวจสอบแบตเตอรี่ชาร์เจอร์	✓		
25	ตรวจสอบการจ่ายไฟ (Voltage) ของไคชาว์	-	-	ไม่ได้จ่ายไฟ
26	ตรวจสอบการจ่ายไฟ (Voltage) ของแบตเตอรี่ชาร์เจอร์ No.1	✓		12.12 V
27	ตรวจสอบการจ่ายไฟ (Voltage) ของแบตเตอรี่ชาร์เจอร์ No.2	✓		12.19 V
28	ตรวจสอบแรงดันน้ำมันหล่อลื่น	✓		1.1 BAR 65 PSI
29	ตรวจสอบอุณหภูมิการทำงานของเครื่องยนต์	✓		50 °C 120 °F
30	ตรวจสอบความเร็วรอบของเครื่องยนต์	✓		1100 RPM
31	ตรวจสอบภายนอกของปั๊มน้ำดับเพลิง (รอยรั่วซึม)	✓		
32	ตรวจสอบแรงดันน้ำของปั๊มน้ำดับเพลิง (ขณะเดินเครื่อง)			10 BAR 145 PSI
33	จุดบันทึกแรงดันน้ำทางด้านส่งของปั๊มน้ำดับเพลิง	✓		0 BAR 0 PSI
34	จุดบันทึกแรงดันน้ำทางด้านดูดของปั๊มน้ำดับเพลิง	-	-	BAR PSI
35	ตรวจสอบภายนอกของ Jockey Pump (รอยรั่วซึม)	✓		
36	ตรวจสอบภายนอกของมอเตอร์ส่งกำลัง Jockey Pump	✓		
37	ตรวจสอบสภาพของแท่นยึด Jockey Pump (ป้องกันโยกคลอน)	✓		

"FIRE PUMP" INSPECTION SHEET

စတုရန်း

Millennium Residence

04/10/2565

ਮਿਥੁ

Multi-Stage Randomized Controlled Trial

লেখক:

FP Model

6BTAS.9-C, 12 RJHC / 6 STAGE FP1 LOW

ลำดับ	รายละเอียดของงานที่ปฏิบัติ	ผ่าน	ไม่ผ่าน	หมายเหตุ
38	ตรวจสอบท่อน้ำเข้า - ออก (รอยรั่วซึม)	✓		
39	ตรวจสอบการทำงานของ Jockey Pump ด้วยสวิทช์ Manual	✓		
40	ตรวจสอบแรงดันของ Jockey Pump (ขณะทำงาน)	✓		12 BAR 175 PSI
41	ตรวจสอบสภาพผิวสวิตช์คอนโทรล Jockey Pump	✓		
42	ตรวจสอบเสียงผิดปกติของมอเตอร์ (ขณะทำงาน)	✓		
43	จุดบันทึกการกินกระแสไฟฟ้าของมอเตอร์ (ขณะทำงาน)	✓		
	Phase R - S 1105.7 V 11.95 A ✓			
	Phase S - T 1107.0 V 13.11 A ✓			
	Phase T - R 1106.1 V 12.22 A ✓			
44	ตรวจสอบหลอดไฟแสดงสถานะการทำงาน และสัญญาณเตือน	✓		

ความคิดเห็นเพิ่มเติม หรือ อื่น ๆ :-

1. นบอานหัวเรือ + นบอานปาก + นบอานหาง
2. นบอานหัวเรือ + นบอานปาก + นบอานหาง
3. นบอานหัวเรือ + นบอานปาก + นบอานหาง

பெரிய

ផ្ទះបង្កើនការងារ

456

.....
Dish

... ลูกสาว

"FIRE PUMP" INSPECTION SHEET

ชื่อลูกค้า

Millennium Residence

วันที่ 04/10/2565

ที่อยู่

เลขที่ 20 แขวงคลองใหม่ เขตคลองเตย กรุงเทพฯ

เลขที่

FP Model

6BT5.9-C, 10R3HC/16 STAGE FP2 MEDIUM

ลำดับ	รายละเอียดของงานที่ปฏิบัติ	ผ่าน	ไม่ผ่าน	หมายเหตุ
1	ตรวจสอบระดับน้ำในหม้อน้ำ	✓		
2	ตรวจสอบสภาพของฝาแรงดันในหม้อน้ำ	✓		
3	ตรวจสอบสภาพของสายพานหัดลม สายพานไคชาร์จ	✓		
4	ตรวจสอบสภาพภายนอกของเล็วาว์วน้ำเทอร์โมสตัด	✓		* ตรวจสอบที่รั่วซึมบริเวณประตูปิดฝาสูบ
5	ตรวจสอบสภาพภายนอกของหม้อน้ำ และปั๊มน้ำ (รอยรั่วซึม)	✓		* ตรวจสอบที่รั่วซึมบริเวณ ท่อเข้าและท่อออก
6	ตรวจสอบสภาพของท่อ น้ำ ท่อจ่ายน้ำ (รอยรั่วซึม)	✓		
7	ตรวจสอบระดับน้ำมันหล่อลื่น	✓		H..... M..... L.....
8	ตรวจสอบสภาพภายนอกของกระบอกน้ำในหม้อน้ำ (รอยรั่วซึม)	✓		
9	ตรวจสอบภายนอกของเครื่องย่นต์ (รอยรั่วซึม น้ำมันหล่อลื่น)	✓		
10	ตรวจสอบสภาพภายนอกของกระบอกน้ำในเครื่องเพลิง (รอยรั่วซึม)	✓		
11	ตรวจสอบภายนอกของปั๊มน้ำมันเครื่องเพลิง (รอยรั่วซึม น้ำมันเครื่องเพลิง)	✓		
12	ตรวจสอบสภาพภายนอกของกรองอากาศ (อุดตัน สกปรก)	✓		
13	ตรวจสอบภายนอกของเทอร์โมสตัด (รอยรั่วซึม)	✓		
14	ตรวจสอบท่อทางอากาศเข้า - ออก (สิ่งกีดขวาง บดบัง)	✓		
15	ตรวจสอบระดับน้ำมันเชื้อเพลิง (ป้องกันน้ำมันหมดหรือเสื่อม)	✓		H..... M..... L..... ปริมาณ 500 ลิตร
16	ถ่ายน้ำมันจากถังน้ำมันเชื้อเพลิงและไส้กรอง (ถ้ามี)	✓		
17	ตรวจสอบการทำงานของชุดควบคุมโรตารี่ควบคุม FIRE PUMP	✓		ชั่วโมงการทำงาน 58..... H..... 4..... M
18	ตรวจสอบการทำงานของ Emergency Stop (ถ้ามี)	-	-	
19	ตรวจสอบแบตเตอรี่และระดับน้ำกรด แบตเตอรี่ ชุดที่ 1	✓		H..... M..... L.....
20	ตรวจสอบแบตเตอรี่และระดับน้ำกรด แบตเตอรี่ ชุดที่ 2	✓		H..... M..... L.....
21	ตรวจสอบประจุไฟฟ้า (Voltage) แบตเตอรี่ ชุดที่ 1	✓		
22	ตรวจสอบประจุไฟฟ้า (Voltage) แบตเตอรี่ ชุดที่ 2	✓		
23	ตรวจสอบขั้ว และสายแบตเตอรี่	✓		
24	ตรวจสอบแบตเตอรี่ชาร์จเจอร์	✓		
25	ตรวจสอบการจ่ายไฟ (Voltage) ของไคชาร์จ	-	- ไม่ได้ต่อไฟ
26	ตรวจสอบการจ่ายไฟ (Voltage) ของแบตเตอรี่ชาร์จเจอร์ No.1	✓		13.51 V
27	ตรวจสอบการจ่ายไฟ (Voltage) ของแบตเตอรี่ชาร์จเจอร์ No.2	✓		13.68 V
28	ตรวจสอบแรงดันน้ำมันหล่อลื่น	✓		5.1 BAR 75 PSI
29	ตรวจสอบอุณหภูมิการใช้งานของเครื่องย่นต์	✓		50 °C 120 °F
30	ตรวจสอบความเร็วรอบของเครื่องย่นต์	✓		1600 RPM
31	ตรวจสอบภายนอกของปั๊มน้ำมันดับเพลิง (รอยรั่วซึม)	✓		
32	ตรวจสอบแรงดันน้ำของปั๊มน้ำมันดับเพลิง (ขณะเดินเครื่อง)	✓		17 BAR 250 PSI
33	จุดบันทึกแรงดันน้ำทางด้านส่งของปั๊มน้ำมันดับเพลิง	✓		0 BAR 0 PSI
34	จุดบันทึกแรงดันน้ำทางด้านดูดของปั๊มน้ำมันดับเพลิง	-	-	BAR PSI
35	ตรวจสอบภายนอกของ Jockey Pump (รอยรั่วซึม)	✓		
36	ตรวจสอบภายนอกของมอเตอร์ส่งกำลัง Jockey Pump	✓		
37	ตรวจสอบสภาพของแท่นยึด Jockey Pump (ป้องกันมือตกสาย)	✓		

"FIRE PUMP" INSPECTION SHEET

Millennium Residence

วันที่ 04/10/2565

[illegible]

FP Model 69TB.9-C, 10R3HC / 16 STAGE FP2 MEDIUM

ลำดับ	รายละเอียดการทำงานที่ปฏิบัติ	ผ่าน	ไม่ผ่าน	หมายเหตุ
38	ตรวจสอบท่อน้ำเข้า - ออก (วอยซ์วீล)	✓		
39	ตรวจสอบการทำงานของ Jockey Pump ด้วยสวิตช์ Manual	✓		
40	ตรวจสอบแรงดันของ Jockey Pump (ขณะทำงาน)	✓		17 BAR 250 PSI
41	ตรวจสอบสภาพผิวสไลด์คอนโทรล Jockey Pump	✓		
42	ตรวจสอบเสียงผิดปกติของมอเตอร์ (ขณะทำงาน)	✓		
43	จุดบันทึกการกินกระแสไฟฟ้าของมอเตอร์ (ขณะทำงาน)	✓		
	Phase R - S 406.0 V 26.10 A ✓			
	Phase S - T 407.9 V 27.10 A ✓			
	Phase T - R 406.7 V 29.98 A ✓			
44	ตรวจสอบหลอดไฟแสดงสถานะการทำงาน และสัญญาณเตือน			

ความคิดเห็นเพิ่มเติม หรืออื่น ๆ

1. $\text{HCO}_3^- + \text{H}^+ \rightleftharpoons \text{H}_2\text{CO}_3 + \text{H}_2\text{O}$
2. $\text{HCO}_3^- + \text{H}_2\text{O} \rightleftharpoons \text{H}_2\text{CO}_3 + \text{OH}^-$

ลงชื่อ ผู้ปฏิบัติงาน

ลงชื่อ ลุงคำ

"FIRE PUMP" INSPECTION SHEET

ชื่อลูกค้า

Millennium Residence

วันที่ 04/10/2565

ที่อยู่

ถนน 20 แขวงคลองเตย เขตคลองเตย กรุงเทพมหานคร

เลขที่

FP Model

6 CTS-3-C, 11 CLC/ 15 STAGE F03 HIGH

ลำดับ	รายละเอียดของงานที่ปฏิบัติ	ผ่าน	ไม่ผ่าน	หมายเหตุ
1	ตรวจสอบระดับน้ำในหม้อน้ำ	✓		
2	ตรวจสอบสภาพของฝาแรงดันปีดหม้อน้ำ	✓		
3	ตรวจสอบสภาพของสายพานที่คอม สายพานไครวัว	✓		
4	ตรวจสอบสภาพภายนอกของเลี้ยวหัวต่อน้ำเทอร์มิสตัด	✓		* พบรอยรั่วที่หัวต่อน้ำไปทางฝั่งขวา
5	ตรวจสอบสภาพภายนอกของหม้อน้ำ และปั๊มน้ำ (รอยรั่วซึม)	✓		* พบรอยรั่วที่หัวต่อน้ำไปทางฝั่งซ้าย
6	ตรวจสอบสภาพของท่อเข้า ท่อจ่ายน้ำ (รอยรั่วซึม)	✓		* พบรอยรั่วที่หัวต่อน้ำไปทางฝั่งซ้าย
7	ตรวจสอบระดับน้ำมันหล่อลื่น	✓		H..... M..... L.....
8	ตรวจสอบสภาพภายนอกของกรงน้ำมันหล่อลื่น (รอยรั่วซึม)	✓		
9	ตรวจสอบภายนอกของเครื่องยนต์ (รอยรั่วซึม น้ำมันหล่อลื่น)	✓		
10	ตรวจสอบสภาพภายนอกของกรงน้ำมันเชื้อเพลิง (รอยรั่วซึม)	✓		
11	ตรวจสอบภายนอกของปั๊มน้ำมันเชื้อเพลิง (รอยรั่วซึม น้ำมันเชื้อเพลิง)	✓		
12	ตรวจสอบสภาพภายนอกของกรงอากาศ (จุดตัน สกปรก)	✓		
13	ตรวจสอบภายนอกของเทอร์โมสแตท (รอยรั่วซึม)	✓		
14	ตรวจสอบท่อทางอากาศเข้า - ออก (สังเกตขวาง บดบัง)	✓		
15	ตรวจสอบระดับน้ำมันเชื้อเพลิง (ป้องกันน้ำมันหมดหรือล้น)	✓		H..... M..... L.....
16	ถ่ายน้ำมันจากถังน้ำมันเชื้อเพลิงและได้กรอง (ถ้ามี)	✓		น้ำมัน 500 ลิตร
17	ตรวจสอบการทำงานของชุดคอนโทรลควบคุม FIRE PUMP	✓		ชั่วโมงการทำงาน 56..... H..... M.....
18	ตรวจสอบการทำงานของปุ่ม Emergency Stop (ถ้ามี)	-	-	
19	ตรวจสอบแบตเตอรี่และระดับน้ำกรด แบตเตอรี่ ชุดที่ 1	✓		H..... M..... L.....
20	ตรวจสอบแบตเตอรี่และระดับน้ำกรด แบตเตอรี่ ชุดที่ 2	-		H..... M..... L.....
21	ตรวจสอบประจุไฟฟ้า (Voltage) แบตเตอรี่ ชุดที่ 1	✓		ไม่พบ
22	ตรวจสอบประจุไฟฟ้า (Voltage) แบตเตอรี่ ชุดที่ 2	✓	-	ไม่พบ
23	ตรวจสอบหัว และสายแบตเตอรี่	✓		
24	ตรวจสอบแบตเตอรี่ชาร์จเจอร์	✓		
25	ตรวจสอบการจ่ายไฟ (Voltage) ของไดรเวอร์	-	-	
26	ตรวจสอบการจ่ายไฟ (Voltage) ของแบตเตอรี่ชาร์จเจอร์ No.1	✓		26.15 V
27	ตรวจสอบการจ่ายไฟ (Voltage) ของแบตเตอรี่ชาร์จเจอร์ No.2	✓		3-4 BAR 50 PSI
28	ตรวจสอบแรงดันน้ำมันหล่อลื่น	✓		50 °C 120 °F
29	ตรวจสอบอุณหภูมิการทำงานของเครื่องยนต์	✓		400 RPM
30	ตรวจสอบความเร็วรอบของเครื่องยนต์	✓		2.4 BAR 350 PSI
31	ตรวจสอบภายนอกของปั๊มน้ำดับเพลิง (รอยรั่วซึม)	✓		0 BAR 0 PSI
32	ตรวจสอบแรงดันน้ำของปั๊มน้ำดับเพลิง (ขณะเดินเครื่อง)	✓		0 BAR 0 PSI
33	จับบันทึกแรงดันน้ำทางด้านส่งของปั๊มน้ำดับเพลิง	✓		0 BAR 0 PSI
34	จับบันทึกแรงดันน้ำทางด้านดูดของปั๊มน้ำดับเพลิง	✓		0 BAR 0 PSI
35	ตรวจสอบภายนอกของ Jockey Pump (รอยรั่วซึม)	✓		
36	ตรวจสอบภายนอกของมอเตอร์ส่งกำลัง Jockey Pump	✓		
37	ตรวจสอบสภาพของแท่นยึด Jockey Pump (ป้องกันบิดคดลาย)	✓		

ឈ្មោះ កម្រិត FP Model	Millennium Residence អគារ 20 អគារ អគារ អគារ BCTB-3-C, 11 CLC / 15 STAGE FPB HIGH	រាល់ 04/10/2565 លេខ
-----------------------------	--	---------------------------

Millennium Residence

วันที่ 04/10/2565

20 ၁၁/၁၁/၂၀၁၆ ၂၀၁၆/၁၁/၂၀၁၆ ၂၀၁၆/၁၁/၂၀၁၆

LA 9271

FP Model

6CTS.3-C, 11 CLC / 15 STAGE FP3 HIGH

ความคิดเห็นเพิ่มเติม หรืออื่น ๆ :-

1. พบมีการขุดพบโครงกระดูกก่อนหน้า 2. พบโครงกระดูกหรือพบโครงกระดูก
3. พบโครงกระดูกหรือพบโครงกระดูก

ลงชื่อ กมล ผู้ปฏิบัติงาน ลงชื่อ กมล ลงคำ

ฝ่ายวิศวกรรม อาคารฯ

CHECKLIST JOCKY PUMP ประจำเดือน



Electrical Motor Fire Pump Weekly Checklist



แบบฟอร์มการตรวจสอบเครื่องสูบน้ำดับเพลิงประจำสัปดาห์(มอเตอร์) No.1

อาคาร

เดือน ๑๗/๑๒/๖๕

รายละเอียด		สัปดาห์ที่ 1 ๑๕/๑๐/๖๕		สัปดาห์ที่ 2 ๑๖/๑๐/๖๕		สัปดาห์ที่ 3 ๑๗/๑๐/๖๕		สัปดาห์ที่ 4 ๑๘/๑๐/๖๕		สัปดาห์ที่ 5 ๑๙/๑๐/๖๕	
		การทดสอบเครื่องจักร		การทดสอบเครื่องจักร		การทดสอบเครื่องจักร		การทดสอบเครื่องจักร		การทดสอบเครื่องจักร	
		ก่อนการ เดินเครื่อง	<input type="checkbox"/> Manual <input type="checkbox"/> Automatic	ก่อนการ เดินเครื่อง	<input type="checkbox"/> Manual <input type="checkbox"/> Automatic	ก่อนการ เดินเครื่อง	<input checked="" type="checkbox"/> Manual <input type="checkbox"/> Automatic	ก่อนการ เดินเครื่อง	<input checked="" type="checkbox"/> Manual <input type="checkbox"/> Automatic	ก่อนการ เดินเครื่อง	<input type="checkbox"/> Manual <input type="checkbox"/> Automatic
การสั่นสะเทือนและเสียง	มอเตอร์	1	2	1	2	1	2	1	2		
	เครื่องสูบน้ำ	1	2	1	2	1	2	1	2		
ความร้อนขณะเดินเครื่อง	มอเตอร์	1	2	1	2	1	2	1	2		
	เครื่องสูบน้ำ	1	2	1	2	1	2	1	2		
การหล่อลื่นขณะเดินเครื่อง	มอเตอร์	1	2	1	2	1	2	1	2		
	เครื่องสูบน้ำ	1	2	1	2	1	2	1	2		
จาระบีและลูกปืน	มอเตอร์	2	2	2	2	2	2	2	2		
	เครื่องสูบน้ำ	2	2	2	2	2	2	2	2		
รอยรั่วและซีล	มอเตอร์	2	2	2	2	2	2	2	2		
	เครื่องสูบน้ำ	2	2	2	2	2	2	2	2		
จานต่อเฟลา		2	2	2	2	2	2	2	2		
บันทึกแรงดันทางเข้า (PSI)		1	2	1	2	1	2	1	2		
ค่ามาตรฐาน (PSI)											
บันทึกแรงดันทางออก (PSI)		0	170	0	140	0	170	0	170		
ค่ามาตรฐาน (PSI)											
บันทึกแรงเคลื่อนไฟฟ้า (Volts / โวลต์)	คู่สาย Phase-N (220 Volts)	234	234	234	234	235	235	1	230		
	คู่เฟส RS (380 Volts)		400		400	400	401	1	400		
	คู่เฟส ST (380 Volts)		401		401	400	400	1	400		
บันทึกกระแสไฟฟ้า (Amp. / แอมป์)	คู่เฟส TR (380 Volts)		400		400	400	401	1	400		
	เฟส R		12.94		12.24	12.00	12.3	1	11.0		
	เฟส S		7.67		7.67	7.2	8.0	1	12.0		
	เฟส T		7.19		7.19	7.3	8.16	1	11.2		
ผู้จัดบันทึก	ช่างอาคาร	๑๖/๑๐/๖๕		๑๖/๑๐/๖๕		๑๗/๑๐/๖๕		๑๗/๑๐/๖๕			
เวลา		14:00		14:00		14:30		14:00			
ผู้ตรวจสอบ	หัวหน้าช่าง	1๕/๑๐/๖๕		1๕/๑๐/๖๕							
ทบทวนโดย	ผู้จัดการอาคาร										

หมายเหตุ



Electrical Motor Fire Pump Weekly Checklist



แบบฟอร์มการตรวจสอบเครื่องสูบน้ำดับเพลิงประจำสัปดาห์(มอเตอร์) No.2

อาคาร

เดือน..... พฤษภาคม 2565

รายละเอียด		สัปดาห์ที่ 1 ว. 2 / ต. 10 / 65		สัปดาห์ที่ 2 ว. 12 / ต. 10 / 65		สัปดาห์ที่ 3 ว. 19 / ต. 10 / 65		สัปดาห์ที่ 4 ว. 26 / ต. 10 / 65		สัปดาห์ที่ 5 ว. / ต. / 65	
		การทดสอบเครื่องจักร		การทดสอบเครื่องจักร		การทดสอบเครื่องจักร		การทดสอบเครื่องจักร		การทดสอบเครื่องจักร	
		ก่อนการเดินเครื่อง	<input type="checkbox"/> Manual <input type="checkbox"/> Automatic	ก่อนการเดินเครื่อง	<input type="checkbox"/> Manual <input type="checkbox"/> Automatic	ก่อนการเดินเครื่อง	<input checked="" type="checkbox"/> Manual <input type="checkbox"/> Automatic	ก่อนการเดินเครื่อง	<input type="checkbox"/> Manual <input type="checkbox"/> Automatic	ก่อนการเดินเครื่อง	<input type="checkbox"/> Manual <input type="checkbox"/> Automatic
การสันสีเทียนและเสียง	มอเตอร์	1	2	1	2	1	2	1	2		
	เครื่องสูบน้ำ	1	2	1	2	1	2	1	2		
ความร้อนขณะเดินเครื่อง	มอเตอร์	1	2	1	2	1	2	1	2		
	เครื่องสูบน้ำ	1	2	1	2	1	2	1	2		
การหล่อลื่นขณะเดินเครื่อง	มอเตอร์	1	2	1	2	1	2	1	2		
	เครื่องสูบน้ำ	1	2	1	2	1	2	1	2		
จาระบีและลูกปืน	มอเตอร์	2	2	2	2	2	2	2	2		
	เครื่องสูบน้ำ	2	2	2	2	2	2	2	2		
รอยรั่วและซีล	มอเตอร์	2	2	2	2	2	2	2	2		
	เครื่องสูบน้ำ	2	2	2	2	2	2	2	2		
งานต่อเพลลา		2	2	2	2	2	2	2	2		
บันทึกแรงดันทางเข้า (PSI)											
ค่ามาตรฐาน (PSI)		1	2	1	2	1	2	0	2		
บันทึกแรงดันทางออก (PSI)											
ค่ามาตรฐาน (PSI)		0	250	0	250	0	250	0	N		
บันทึกแรงเคลื่อนไฟฟ้า (Volts / โวลท์)	ผู้สาย Phase-N (220 Volts)	23.4	23.4	23.4	23.4	23.5	23.5	23	230		
	ผู้เฟส RS (380 Volts)		402		402	400	401	4	401		
	ผู้เฟส ST (380 Volts)		403		403	400	401	4	401		
	ผู้เฟส TR (380 Volts)		401		401	400	401	4	401		
บันทึกกระแสไฟฟ้า (Amp. / แอมป์)	เฟส R		15.33		15.65	12.1	12.5	4	120		
	เฟส S		15.93		15.93	12.2	12.3	4	11.5		
	เฟส T		15.54		15.54	12.4	12.3	1	11.2		
ผู้จัดบันทึก	ช่างอาคาร		จิรพนธ์, ชัยวัฒน์		จิรพนธ์, ชัยวัฒน์			
เวลา		14:00		14:00		14:30					
ผู้ตรวจสอบ	หัวหน้าช่าง							
พบทวนโดย	ผู้จัดการอาคาร										

หมายเหตุ



Electrical Motor Fire Pump Weekly Checklist



แบบฟอร์มการตรวจสอบเครื่องสูบน้ำดับเพลิงประจำสัปดาห์(มอเตอร์) No.3

อาคาร

เดือน..... ตุลาคม 2565

รายละเอียด		สัปดาห์ที่ 1 25/10/65		สัปดาห์ที่ 2 31/10/65		สัปดาห์ที่ 3 7/11/65		สัปดาห์ที่ 4 14/11/65		สัปดาห์ที่ 5 21/11/65	
		การทดสอบเครื่องจักร		การทดสอบเครื่องจักร		การทดสอบเครื่องจักร		การทดสอบเครื่องจักร		การทดสอบเครื่องจักร	
		ก่อนการเดินเครื่อง	<input checked="" type="checkbox"/> Manual <input checked="" type="checkbox"/> Automatic	ก่อนการเดินเครื่อง	<input checked="" type="checkbox"/> Manual <input checked="" type="checkbox"/> Automatic	ก่อนการเดินเครื่อง	<input checked="" type="checkbox"/> Manual <input checked="" type="checkbox"/> Automatic	ก่อนการเดินเครื่อง	<input checked="" type="checkbox"/> Manual <input checked="" type="checkbox"/> Automatic	ก่อนการเดินเครื่อง	<input checked="" type="checkbox"/> Manual <input checked="" type="checkbox"/> Automatic
การสั่นสะเทือนและเสียง	มอเตอร์	1	2	1	2	1	2	1	2		
	เครื่องสูบน้ำ	1	2	1	2	1	2	1	2		
ความร้อนขณะเดินเครื่อง	มอเตอร์	1	2	1	2	1	2	1	2		
	เครื่องสูบน้ำ	1	2	1	2	1	2	1	2		
การหล่อลื่นขณะเดินเครื่อง	มอเตอร์	1	2	1	2	1	2	1	2		
	เครื่องสูบน้ำ	1	2	1	2	1	2	1	2		
จาระบีและลูกปืน	มอเตอร์	2	2	2	2	2	2	2	2		
	เครื่องสูบน้ำ	2	2	2	2	2	2	2	2		
รอยรั่วและซีล	มอเตอร์	2	2	2	2	2	2	2	2		
	เครื่องสูบน้ำ	2	2	2	2	2	2	2	2		
งานต่อเฟลา		2	2	2	2	2	2	2	2		
บันทึกแรงดันทางเข้า (PSI)		1	2	1	2	1	2	1	2		
ค่ามาตรฐาน (PSI)		1	2	1	2	1	2	1	2		
บันทึกแรงดันทางออก (PSI)		0	650	0	650	0	650	0	650		
ค่ามาตรฐาน (PSI)		0	650	0	650	0	650	0	650		
บันทึกแรงเคลื่อนไฟฟ้า (Volts / โวลท์)	คู่สาย Phase-N (220 Volts)	234	23.4	234	23.4	—	23.5	—	23.3		
	คู่เฟส RS (380 Volts)		401		401	—	400	—	400		
	คู่เฟส ST (380 Volts)		400		400	—	400	—	400		
	คู่เฟส TR (380 Volts)		401		401	—	400	—	400		
บันทึกกระแสไฟฟ้า (Amp. / แอมป์)	เฟส R		13		13	—	12.0	—	10.2		
	เฟส S		11		11	—	11.2	—	11.5		
	เฟส T		15		15	—	11.4	—	11.2		
ผู้จัดบันทึก	ช่างอาคาร	[Signature]		[Signature]		[Signature]		[Signature]			
เวลา		14:00		14:00		14:30		14:00			
ผู้ตรวจสอบ	หัวหน้าช่าง	[Signature]		[Signature]							
ทบทวนโดย	ผู้จัดการอาคาร										

หมายเหตุ

ฝ่ายวิศวกรรม อาคารฯ

CHECKLIST EMERGENCY LIGHT ประจำเดือน

Date : 28/03

BUILDING : Millennium

Ref No : PPM-EE-014

PREVENTIVE MAINTENANCE CHECKLIST FOR Emergency Light Shaft EE

Rev. Date : 09/06/2018

EQUIPMENT NUMBER: EML B-31 TA

TYPE OF MAINTENANCE

W

(M)

2M

Q

H

Y




LOCATION: Shaft EE B-31 FL. TA

NO.	TASK DESCRIPTION			PM Code	MEASUREMENT	Status (N/A B/F)	Remarks
1	Emergency light no.	EML-B1/3-TA	Location Shaft EE/B1/TA	-		N	
2	Emergency light no.	EML-B1/6-TA	Location EE Room/B1/TA	-		N	
3	Emergency light no.	EML-B1/7-TA	Location EE Room/B1/TA	-		N	
4	Emergency light no.	EML-B1/8-TA	Location EE Room/B1/TA	-		N	
5	Emergency light no.	EML-G/2-TA	Location Shaft EE/G/TA	-		N	
6	Emergency light no.	EML-F/2-TA	Location Shaft EE/F/TA	-		N	
7	Emergency light no.	EML-D/2-TA	Location Shaft EE/D/TA	-		N	
8	Emergency light no.	EML-8/2-TA	Location Shaft EE/8/TA	-		N	
9	Emergency light no.	EML-9/2-TA	Location Shaft EE/9/TA	-		N	
10	Emergency light no.	EML-10/2-TA	Location Shaft EE/10/TA	-		N	
11	Emergency light no.	EML-11/2-TA	Location Shaft EE/11/TA	-		N	
12	Emergency light no.	EML-12/2-TA	Location Shaft EE/12/TA	-		N	
13	Emergency light no.	EML-AA/2-TA	Location Shaft EE/AA/TA	-		AB	
14	Emergency light no.	EML-14/2-TA	Location Shaft EE/14/TA	-		N	
15	Emergency light no.	EML-15/2-TA	Location Shaft EE/15/TA	-		N	
16	Emergency light no.	EML-16/2-TA	Location Shaft EE/16/TA	-		N	
17	Emergency light no.	EML-17/2-TA	Location Shaft EE/17/TA	-		N	
18	Emergency light no.	EML-18/2-TA	Location Shaft EE/18/TA	-		AB	
19	Emergency light no.	EML-19/2-TA	Location Shaft EE/19/TA	-		N	
20	Emergency light no.	EML-20/2-TA	Location Shaft EE/20/TA	-		AB	
21	Emergency light no.	EML-21/2-TA	Location Shaft EE/21/TA	-		N	
22	Emergency light no.	EML-22/2-TA	Location Shaft EE/22/TA	-		N	
23	Emergency light no.	EML-23/2-TA	Location Shaft EE/23/TA	-		N	
24	Emergency light no.	EML-24/2-TA	Location Shaft EE/24/TA	-		N	
25	Emergency light no.	EML-25/2-TA	Location Shaft EE/25/TA	-		N	
26	Emergency light no.	EML-26/2-TA	Location Shaft EE/26/TA	-		AB	
27	Emergency light no.	EML-27/2-TA	Location Shaft EE/27/TA	-		N	
28	Emergency light no.	EML-28/2-TA	Location Shaft EE/28/TA	-		N	
29	Emergency light no.	EML-29/2-TA	Location Shaft EE/29/TA	-		AB	
30	Emergency light no.	EML-30/2-TA	Location Shaft EE/30/TA	-		AB	
31	Emergency light no.	EML-31/2-TA	Location Shaft EE/31/TA	-		AB	

Comment :

On 13, 18, 20, 26, 29 8/8/19

Note : 3.) N = Normal ; AB = Abnormal ; F = Fail

PM by :	Verified by	Approved by :
Signature : 	Signature by : 	Signature : 
Date : 18/8/2565	Date : 19-8-65	Date : 19-8-65



BUILDING : Millennium

Ref No : PPM-EE-014

PREVENTIVE MAINTENANCE CHECKLIST FOR Emergency Light Shaft EE

Rev. Date : 09/06/2018

EQUIPMENT NUMBER: EML 32-53 TA

TYPE OF MAINTENANCE

W

M

2M

Q

H

Y

LOCATION: Shaft EE 32-53 FL. TA

NO.	TASK DESCRIPTION		PM Code	MEASUREMENT	Status (N/A B/F)	Remarks
32	Emergency light no.	EML-32/2-TA Location Shaft EE/32/TA	-		N	
33	Emergency light no.	EML-33/2-TA Location Shaft EE/33/TA	-		AB	
34	Emergency light no.	EML-34/2-TA Location Shaft EE/34/TA	-		N	
35	Emergency light no.	EML-35/2-TA Location Shaft EE/35/TA	-		N	
36	Emergency light no.	EML-36/2-TA Location Shaft EE/36/TA	-		N	
37	Emergency light no.	EML-37/2-TA Location Shaft EE/37/TA	-		N	
38	Emergency light no.	EML-38/2-TA Location Shaft EE/38/TA	-		N	
39	Emergency light no.	EML-39/2-TA Location Shaft EE/39/TA	-		N	
40	Emergency light no.	EML-40/2-TA Location Shaft EE/40/TA	-		N	
41	Emergency light no.	EML-41/2-TA Location Shaft EE/41/TA	-		N	
42	Emergency light no.	EML-42/2-TA Location Shaft EE/42/TA	-		N	
43	Emergency light no.	EML-43/2-TA Location Shaft EE/43/TA	-		N	
44	Emergency light no.	EML-44/2-TA Location Shaft EE/44/TA	-		N	
45	Emergency light no.	EML-45/2-TA Location Shaft EE/45/TA	-		N	
46	Emergency light no.	EML-46/2-TA Location Shaft EE/46/TA	-		N	
47	Emergency light no.	EML-47/2-TA Location Shaft EE/47/TA	-		N	
48	Emergency light no.	EML-48/2-TA Location Shaft EE/48/TA	-		N	
49	Emergency light no.	EML-48/5-TA Location Fan Room 1/48/TA	-		N	
50	Emergency light no.	EML-48/6-TA Location Fan Room 2/48/TA	-		N	
51	Emergency light no.	EML-49/2-TA Location Shaft EE/49/TA	-		N	
52	Emergency light no.	EML-49/3-TA Location Lift Low Zone/49/TA	-		N	
53	Emergency light no.	EML-50/2-TA Location Shaft EE/50/TA	-		N	
54	Emergency light no.	EML-51/2-TA Location Shaft EE/51/TA	-		N	
55	Emergency light no.	EML-52/2-TA Location Corridor/R/TA	-		N	
56	Emergency light no.	EML-52/3-TA Location Corridor/R/TA	-		N	
57	Emergency light no.	EML-52/4-TA Location Fan Room/R/TA	-		N	
58	Emergency light no.	EML-52/6-TA Location Shaft EE/R/TA	-		N	
59	Emergency light no.	EML-53/1-TA Location Lift High Zone/M/TA	-		N	
60	Emergency light no.	EML-53/2-TA Location Pump Room/M/TA	-		N	
61	Emergency light no.	EML-53/3-TA Location Lift Service Zone/M/TA	-		AB	
62	Emergency light no.	EML-53/4-TA Location Corridor/M/TA	-		N	

Comment :

33, 53 179

Note : 3.) N = Normal ; AB = Abnormal ; F = Fail

PM by :	Verified by	Approved by :
Signature :	Signature by :	Signature :
Date :	Date :	Date :

BUILDING : Millennium

Ref No : PPM-EE-014

PREVENTIVE MAINTENANCE CHECKLIST FOR Emergency Light Fireman Lift

Rev. Date : 09/06/2018

EQUIPMENT NUMBER: EML B-34 TA

TYPE OF MAINTENANCE

W

M

2M

Q

H

Y

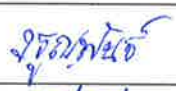


LOCATION: Fireman Lift B-34 FL. TA




NO.	TASK DESCRIPTION		PM Code	MEASUREMENT	Status (N/A B/F)	Remarks
1	Emergency light no.	EML-B1/1-TA Location Fireman Lift /B1/TA	-		N	
2	Emergency light no.	EML-G/1-TA Location Fireman Lift /G/TA	-		N	
3	Emergency light no.	EML-F/1-TA Location Fireman Lift /F/TA	-		N	
4	Emergency light no.	EML-D/1-TA Location Fireman Lift /D/TA	-		N	
5	Emergency light no.	EML-8/1-TA Location Fireman Lift /8/TA	-		N	
6	Emergency light no.	EML-9/1-TA Location Fireman Lift /9/TA	-		N	
7	Emergency light no.	EML-10/1-TA Location Fireman Lift /10/TA	-		N	
8	Emergency light no.	EML-11/1-TA Location Fireman Lift /11/TA	-		N	
9	Emergency light no.	EML-12/1-TA Location Fireman Lift /12/TA	-		N	
10	Emergency light no.	EML-AA/1-TA Location Fireman Lift /AA/TA	-		N	
11	Emergency light no.	EML-14/1-TA Location Fireman Lift /14/TA	-		N	
12	Emergency light no.	EML-15/1-TA Location Fireman Lift /15/TA	-		N	
13	Emergency light no.	EML-16/1-TA Location Fireman Lift /16/TA	-		N	
14	Emergency light no.	EML-17/1-TA Location Fireman Lift /17/TA	-		N	
15	Emergency light no.	EML-18/1-TA Location Fireman Lift /18/TA	-		N	
16	Emergency light no.	EML-19/1-TA Location Fireman Lift /19/TA	-		N	
17	Emergency light no.	EML-20/1-TA Location Fireman Lift /20/TA	-		N	
18	Emergency light no.	EML-21/1-TA Location Fireman Lift /21/TA	-		N	
19	Emergency light no.	EML-22/1-TA Location Fireman Lift /22/TA	-		N	
20	Emergency light no.	EML-23/1-TA Location Fireman Lift /23/TA	-		N	
21	Emergency light no.	EML-24/1-TA Location Fireman Lift /24/TA	-		N	
22	Emergency light no.	EML-25/1-TA Location Fireman Lift /25/TA	-		N	
23	Emergency light no.	EML-26/1-TA Location Fireman Lift /26/TA	-		N	
24	Emergency light no.	EML-27/1-TA Location Fireman Lift /27/TA	-		N	
25	Emergency light no.	EML-28/1-TA Location Fireman Lift /28/TA	-		N	
26	Emergency light no.	EML-29/1-TA Location Fireman Lift /29/TA	-		N	
27	Emergency light no.	EML-30/1-TA Location Fireman Lift /30/TA	-		N	
28	Emergency light no.	EML-31/1-TA Location Fireman Lift /31/TA	-		N	
29	Emergency light no.	EML-32/1-TA Location Fireman Lift /32/TA	-		N	
30	Emergency light no.	EML-33/1-TA Location Fireman Lift /33/TA	-		N	
31	Emergency light no.	EML-34/1-TA Location Fireman Lift /34/TA	-		N	

Comment :

FL 25, 33

Note : 3.) N = Normal ; AB = Abnormal ; F = Fail

PM by :	Verified by	Approved by :
Signature : 	Signature by : 	Signature : 
Date : 18/8/65	Date : 19-8-65	Date : 19-8-65

PM by :	Verified by	Approved by :
Signature : 	Signature by : 	Signature : 
Date : 18/8/65	Date : 19-8-65	Date : 19-8-65

BUILDING : Millennium Residence@Sukhumvit

Ref No : PPM-EE-014

PREVENTIVE MAINTENANCE CHECKLIST FOR : Emergency Light Stair 1 Tower A

Rev. Date : 5-8-65

EQUIPMENT NUMBER : EML-B1/4-TA - EML-30/3-TA

TYPE OF MAINTENANCE

W

M

2M

Q

H


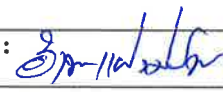

Y

LOCATION : Stair 1/B1/TA - Stair 1/30/TA

NO.	TASK DESCRIPTION	PM Code	MEASUREMENT	Status (N/A B/F)	Remarks
1	Emergency light no. EML-B1/4-TA Location Stair 1/B1/TA	-		2	
2	Emergency light no. EML-G/3-TA Location Stair 1/L/TA	-		2	
3	Emergency light no. EML-F/4-TA Location Stair 1/F/TA	-		2	
4	Emergency light no. EML-F1/4-TA Location Stair 1/F/TA	-		2	
5	Emergency light no. EML-F2/4-TA Location Stair 1/F/TA	-		2	
6	Emergency light no. EML-F3/4-TA Location Stair 1/F/TA	-		2	
7	Emergency light no. EML-F4/4-TA Location Stair 1/F/TA	-		2	
8	Emergency light no. EML-D/4-TA Location Stair 1/D/TA	-		2	
9	Emergency light no. EML-8/3-TA Location Stair 1/8/TA	-		2	
10	Emergency light no. EML-9/3-TA Location Stair 1/9/TA	-		2	
11	Emergency light no. EML-10/3-TA Location Stair 1/10/TA	-		2	
12	Emergency light no. EML-11/3-TA Location Stair 1/11/TA	-		2	
13	Emergency light no. EML-12/3-TA Location Stair 1/12/TA	-		2	
14	Emergency light no. EML-AA/3-TA Location Stair 1/AA/TA	-		2	
15	Emergency light no. EML-14/3-TA Location Stair 1/14/TA	-		2	
16	Emergency light no. EML-15/3-TA Location Stair 1/15/TA	-		2	
17	Emergency light no. EML-16/3-TA Location Stair 1/16/TA	-		2	
18	Emergency light no. EML-17/3-TA Location Stair 1/17/TA	-		2	
19	Emergency light no. EML-18/3-TA Location Stair 1/18/TA	-		2	
20	Emergency light no. EML-19/3-TA Location Stair 1/19/TA	-		2	
21	Emergency light no. EML-20/3-TA Location Stair 1/20/TA	-		2	
22	Emergency light no. EML-21/3-TA Location Stair 1/21/TA	-		2	
23	Emergency light no. EML-22/3-TA Location Stair 1/22/TA	-		2	
24	Emergency light no. EML-23/3-TA Location Stair 1/23/TA	-		2	
25	Emergency light no. EML-24/3-TA Location Stair 1/24/TA	-		2	
26	Emergency light no. EML-25/3-TA Location Stair 1/25/TA	-		2	
27	Emergency light no. EML-26/3-TA Location Stair 1/26/TA	-		2	
28	Emergency light no. EML-27/3-TA Location Stair 1/27/TA	-		2	
29	Emergency light no. EML-28/3-TA Location Stair 1/28/TA	-		2	
30	Emergency light no. EML-29/3-TA Location Stair 1/29/TA	-		2	
31	Emergency light no. EML-30/3-TA Location Stair 1/30/TA	-		2	

Comment :

Note : 3.) N = Normal ; AB = Abnormal ; F = Fail

PM by :	Verified by :	Approved by :
Signature : 	Signature by : 	Signature : 
Date : 6-8-65	Date : 7-8-65	Date : 7/8/65



BUILDING : Millennium Residence@Sukhumvit

Ref No : PPM-EE-014

PREVENTIVE MAINTENANCE CHECKLIST FOR : Emergency Light Stair 2 Tower A

Rev. Date : 5-08-65

EQUIPMENT NUMBER : EML-B1/5-TA - EML-30/4-TA

TYPE OF MAINTENANCE

W ☒ M ☐ 2M ☐ Q ☐ H ☐ Y

LOCATION : Stair 2/B1/TA - Stair 2/30/TA

NO.	TASK DESCRIPTION		PM Code	MEASUREMENT	Status (N/A B/F)	Remarks
1	Emergency light no. <u>EML-B1/5-TA</u>	Location <u>Stair 2/B1/TA</u>	-		N	
2	Emergency light no. <u>EML-G/4-TA</u>	Location <u>Stair 2/L/TA</u>	-		N	
3	Emergency light no. <u>EML-F/5-TA</u>	Location <u>Stair 2/F/TA</u>	-		N	
4	Emergency light no. <u>EML-F1/5-TA</u>	Location <u>Stair 2/F/TA</u>	-		AB	0A0C
5	Emergency light no. <u>EML-F2/5-TA</u>	Location <u>Stair 2/F/TA</u>	-		N	
6	Emergency light no. <u>EML-F3/5-TA</u>	Location <u>Stair 2/F/TA</u>	-		AB	0A04
7	Emergency light no. <u>EML-F4/5-TA</u>	Location <u>Stair 2/F/TA</u>	-		N	
8	Emergency light no. <u>EML-D/5-TA</u>	Location <u>Stair 2/D/TA</u>	-		N	
9	Emergency light no. <u>EML-8/4-TA</u>	Location <u>Stair 2/8/TA</u>	-		N	
10	Emergency light no. <u>EML-9/4-TA</u>	Location <u>Stair 2/9/TA</u>	-		N	
11	Emergency light no. <u>EML-10/4-TA</u>	Location <u>Stair 2/10/TA</u>	-		N	
12	Emergency light no. <u>EML-11/4-TA</u>	Location <u>Stair 2/11/TA</u>	-		N	
13	Emergency light no. <u>EML-12/4-TA</u>	Location <u>Stair 2/12/TA</u>	-		N	
14	Emergency light no. <u>EML-AA/4-TA</u>	Location <u>Stair 2/AA/TA</u>	-		N	
15	Emergency light no. <u>EML-14/4-TA</u>	Location <u>Stair 2/14/TA</u>	-		N	
16	Emergency light no. <u>EML-15/4-TA</u>	Location <u>Stair 2/15/TA</u>	-		N	
17	Emergency light no. <u>EML-16/4-TA</u>	Location <u>Stair 2/16/TA</u>	-		N	
18	Emergency light no. <u>EML-17/4-TA</u>	Location <u>Stair 2/17/TA</u>	-		N	
19	Emergency light no. <u>EML-18/4-TA</u>	Location <u>Stair 2/18/TA</u>	-		N	
20	Emergency light no. <u>EML-19/4-TA</u>	Location <u>Stair 2/19/TA</u>	-		N	
21	Emergency light no. <u>EML-20/4-TA</u>	Location <u>Stair 2/20/TA</u>	-		N	
22	Emergency light no. <u>EML-21/4-TA</u>	Location <u>Stair 2/21/TA</u>	-		N	
23	Emergency light no. <u>EML-22/4-TA</u>	Location <u>Stair 2/22/TA</u>	-		N	
24	Emergency light no. <u>EML-23/4-TA</u>	Location <u>Stair 2/23/TA</u>	-		N	
25	Emergency light no. <u>EML-24/4-TA</u>	Location <u>Stair 2/24/TA</u>	-		AB	0A80
26	Emergency light no. <u>EML-25/4-TA</u>	Location <u>Stair 2/25/TA</u>	-		N	
27	Emergency light no. <u>EML-26/4-TA</u>	Location <u>Stair 2/26/TA</u>	-		N	
28	Emergency light no. <u>EML-27/4-TA</u>	Location <u>Stair 2/27/TA</u>	-		N	
29	Emergency light no. <u>EML-28/4-TA</u>	Location <u>Stair 2/28/TA</u>	-		N	
30	Emergency light no. <u>EML-29/4-TA</u>	Location <u>Stair 2/29/TA</u>	-		N	
31	Emergency light no. <u>EML-30/4-TA</u>	Location <u>Stair 2/30/TA</u>	-		N	

Comment : ได้ 3 มัง 5, 5, 24

Note : 3.) N = Normal ; AB = Abnormal ; F = Fail

PM by :	Verified by :	Approved by :
Signature : <u>[Signature]</u>	Signature by : <u>[Signature]</u>	Signature : <u>[Signature]</u>
Date : <u>5-06-65</u>	Date : <u>6-8-65</u>	Date : <u>1/8/65</u>



BUILDING : Millennium

Ref No : PPM-EE-014

PREVENTIVE MAINTENANCE CHECKLIST FOR Emergency Light Shaft EE

Rev. Date :

EQUIPMENT NUMBER: EML B-31 TB

TYPE OF MAINTENANCE

W

M

2M

Q

H

Y

LOCATION: Shaft EE B-31 FL. TB

NO.	TASK DESCRIPTION	PM Code	MEASUREMENT	Status (N/A B/F)	Remarks
1	Emergency light no. EML-B1/3-TB Location Shaft EE/B1/TB	-		N	
2	Emergency light no. EML-B1/6-TB Location EE Room/B1/TB	-		N	
3	Emergency light no. EML-B1/7-TB Location EE Room/B1/TB	-		N	
4	Emergency light no. EML-B1/8-TB Location EE Room/B1/TB	-		N	
5	Emergency light no. EML-G/2-TB Location Shaft EE/G/TB	-		N	
6	Emergency light no. EML-F/2-TB Location Shaft EE/F/TB	-		N	
7	Emergency light no. EML-D/2-TB Location Shaft EE/D/TB	-		N	
8	Emergency light no. EML-8/2-TB Location Shaft EE/8/TB	-		N	
9	Emergency light no. EML-9/2-TB Location Shaft EE/9/TB	-		N	
10	Emergency light no. EML-10/2-TB Location Shaft EE/10/TB	-		N	
11	Emergency light no. EML-11/2-TB Location Shaft EE/11/TB	-		N	
12	Emergency light no. EML-12/2-TB Location Shaft EE/12/TB	-		AB	
13	Emergency light no. EML-AA/2-TB Location Shaft EE/AA/TB	-		N	
14	Emergency light no. EML-14/2-TB Location Shaft EE/14/TB	-		N	
15	Emergency light no. EML-15/2-TB Location Shaft EE/15/TB	-		N	
16	Emergency light no. EML-16/2-TB Location Shaft EE/16/TB	-		N	
17	Emergency light no. EML-17/2-TB Location Shaft EE/17/TB	-		N	
18	Emergency light no. EML-18/2-TB Location Shaft EE/18/TB	-		N	
19	Emergency light no. EML-19/2-TB Location Shaft EE/19/TB	-		N	
20	Emergency light no. EML-20/2-TB Location Shaft EE/20/TB	-		N	
21	Emergency light no. EML-21/2-TB Location Shaft EE/21/TB	-		N	
22	Emergency light no. EML-22/2-TB Location Shaft EE/22/TB	-		N	
23	Emergency light no. EML-23/2-TB Location Shaft EE/23/TB	-		N	
24	Emergency light no. EML-24/2-TC Location Shaft EE/24/TB	-		N	
25	Emergency light no. EML-25/2-TB Location Shaft EE/25/TB	-		N	
26	Emergency light no. EML-26/2-TB Location Shaft EE/26/TB	-		N	
27	Emergency light no. EML-27/2-TB Location Shaft EE/27/TB	-		N	
28	Emergency light no. EML-28/2-TB Location Shaft EE/28/TB	-		N	
29	Emergency light no. EML-29/2-TB Location Shaft EE/29/TB	-		N	
30	Emergency light no. EML-30/2-TB Location Shaft EE/30/TB	-		N	
31	Emergency light no. EML-31/2-TB Location Shaft EE/31/TB	-		N	

Comment :

26/12/2009

Note : 3.) N = Normal ; AB = Abnormal ; F = Fail

PM by :	Verified by	Approved by :
Signature :	Signature by :	Signature :
Date : 13/8/05	Date : 13-8-05	Date : 13-8-05



BUILDING : Millennium

Ref No : PPM-EE-014

PREVENTIVE MAINTENANCE CHECKLIST FOR Emergency Light Shaft EE

Rev. Date :

EQUIPMENT NUMBER: EML 32-55 TB

TYPE OF MAINTENANCE

W

M

2M

Q

H

Y

LOCATION: Shaft EE 32-55 FL. TB

NO.	TASK DESCRIPTION			PM Code	MEASUREMENT	Status (N/A B/F)	Remarks
1	Emergency light no.	EML-32/2-TB	Location Shaft EE/32/TB	-		AB	
2	Emergency light no.	EML-33/2-TB	Location EE Room/33/TB	-		N	
3	Emergency light no.	EML-34/2-TB	Location EE Room/34/TB	-		N	
4	Emergency light no.	EML-35/2-TB	Location EE Room/35/TB	-		AB	
5	Emergency light no.	EML-36/2-TB	Location Shaft EE/36/TB	-		N	
6	Emergency light no.	EML-37/2-TB	Location Shaft EE/37/TB	-		AB	
7	Emergency light no.	EML-38/2-TB	Location Shaft EE/38/TB	-		N	
8	Emergency light no.	EML-39/2-TB	Location Shaft EE/39/TB	-		N	
9	Emergency light no.	EML-40/2-TB	Location Shaft EE/40/TB	-		AB	
10	Emergency light no.	EML-41/2-TB	Location Shaft EE/41/TB	-		N	
11	Emergency light no.	EML-42/2-TB	Location Shaft EE/42/TB	-		N	
12	Emergency light no.	EML-43/2-TB	Location Shaft EE/43/TB	-		N	
13	Emergency light no.	EML-44/2-TB	Location Shaft EE/44/TB	-		N	
14	Emergency light no.	EML-45/2-TB	Location Shaft EE/45/TB	-		N	
15	Emergency light no.	EML-46/2-TB	Location Shaft EE/46/TB	-		N	
16	Emergency light no.	EML-47/2-TB	Location Shaft EE/47/TB	-		N	
17	Emergency light no.	EML-48/2-TB	Location Shaft EE/48/TB	-		N	
18	Emergency light no.	EML-49/2-TB	Location Shaft EE/49/TB	-		N	
19	Emergency light no.	EML-49/3-TB	Location Lift Low Zone/49/TB	-		N	
20	Emergency light no.	EML-50/2-TB	Location Shaft EE/50/TB	-		N	
21	Emergency light no.	EML-51/2-TB	Location Shaft EE/51/TB	-		N	
22	Emergency light no.	EML-52/2-TB	Location Shaft EE/52/TB	-		AB	
23	Emergency light no.	EML-53/2-TB	Location Shaft EE/53/TB	-		N	
24	Emergency light no.	EML-54/2-TB	Location Corridor/R/TB	-		N	
25	Emergency light no.	EML-54/4-TB	Location Fan Room/R/TB	-		N	
26	Emergency light no.	EML-54/5-TB	Location Fan Room/R/TB	-		N	
27	Emergency light no.	EML-54/6-TB	Location Shaft EE/R/TB	-		N	
28	Emergency light no.	EML-55/1-TB	Location Lift High Zone/55/TB	-		N	
29	Emergency light no.	EML-55/2-TB	Location Pump Room/55/TB	-		N	
30	Emergency light no.	EML-55/3-TB	Location Lift Service Zone/55/TB	-		N	
31	Emergency light no.	EML-55/4-TB	Location Corridor/55/TB	-		N	

Comment :

32, 35, 34, 40, 52 270

Note : 3.) N = Normal ; AB = Abnormal ; F = Fail

PM by :	Verified by	Approved by :
Signature :	Signature by :	Signature :
Date : 13/8/65	Date : 13-8-65	Date : 13-8-65



BUILDING : Millennium

Ref No : PPM-EE-014

PREVENTIVE MAINTENANCE CHECKLIST FOR Emergency Light Fireman Lift

Rev. Date :

EQUIPMENT NUMBER: EML B-34 TB

TYPE OF MAINTENANCE

W

M

2M

Q

H

Y

LOCATION: Fireman Lift B-34 FL. TB

NO.	TASK DESCRIPTION			PM Code	MEASUREMENT	Status (N/A B/F)	Remarks
1	Emergency light no.	EML-B1/1-TB	Location Fireman Lift /B1/TB	-		N	
2	Emergency light no.	EML-G/1-TB	Location Fireman Lift /G/TB	-		N	
3	Emergency light no.	EML-F/1-TB	Location Fireman Lift /F/TB	-		N	
4	Emergency light no.	EML-D/1-TB	Location Fireman Lift /D/TB	-		N	
5	Emergency light no.	EML-8/1-TB	Location Fireman Lift /8/TB	-		N	
6	Emergency light no.	EML-9/1-TB	Location Fireman Lift /9/TB	-		N	
7	Emergency light no.	EML-10/1-TB	Location Fireman Lift /10/TB	-		N	
8	Emergency light no.	EML-11/1-TB	Location Fireman Lift /11/TB	-		N	
9	Emergency light no.	EML-12/1-TB	Location Fireman Lift /12/TB	-		N	
10	Emergency light no.	EML-AA/1-TB	Location Fireman Lift /AA/TB	-		AB	
11	Emergency light no.	EML-14/1-TB	Location Fireman Lift /14/TB	-		AB	
12	Emergency light no.	EML-15/1-TB	Location Fireman Lift /15/TB	-		N	
13	Emergency light no.	EML-16/1-TB	Location Fireman Lift /16/TB	-		N	
14	Emergency light no.	EML-17/1-TB	Location Fireman Lift /17/TB	-		N	
15	Emergency light no.	EML-18/1-TB	Location Fireman Lift /18/TB	-		N	
16	Emergency light no.	EML-19/1-TB	Location Fireman Lift /19/TB	-		N	
17	Emergency light no.	EML-20/1-TB	Location Fireman Lift /20/TB	-		N	
18	Emergency light no.	EML-21/1-TB	Location Fireman Lift /21/TB	-		N	
19	Emergency light no.	EML-22/1-TB	Location Fireman Lift /22/TB	-		AB	
20	Emergency light no.	EML-23/1-TB	Location Fireman Lift /23/TB	-		AB	
21	Emergency light no.	EML-24/1-TB	Location Fireman Lift /24/TB	-		N	
22	Emergency light no.	EML-25/1-TB	Location Fireman Lift /25/TB	-		N	
23	Emergency light no.	EML-26/1-TB	Location Fireman Lift /26/TB	-		N	
24	Emergency light no.	EML-27/1-TB	Location Fireman Lift /27/TB	-		N	
25	Emergency light no.	EML-28/1-TB	Location Fireman Lift /28/TB	-		N	
26	Emergency light no.	EML-29/1-TB	Location Fireman Lift /29/TB	-		N	
27	Emergency light no.	EML-30/1-TB	Location Fireman Lift /30/TB	-		N	
28	Emergency light no.	EML-31/1-TB	Location Fireman Lift /31/TB	-		N	
29	Emergency light no.	EML-32/1-TB	Location Fireman Lift /32/TB	-		N	
30	Emergency light no.	EML-33/1-TB	Location Fireman Lift /33/TB	-		N	
31	Emergency light no.	EML-34/1-TB	Location Fireman Lift /34/TB	-		N	

Comment :

84 13,14, 22,23 0707

Note : 3.) N = Normal ; AB = Abnormal ; F = Fail

PM by :	Verified by	Approved by :
Signature :	Signature by :	Signature :
Date : 5/8/65	Date : 13-8-65	Date : 13-8-65



BUILDING : Millennium

Ref No : PPM-EE-014

PREVENTIVE MAINTENANCE CHECKLIST FOR Emergency Light Fireman Lift

Rev. Date :

EQUIPMENT NUMBER: EML 34-54 TB

TYPE OF MAINTENANCE

W

M

2M

Q

H

Y

LOCATION: Fireman Lift 34-54 FL. TB

NO.	TASK DESCRIPTION		PM Code	MEASUREMENT	Status (N/A B/F)	Remarks
1	Emergency light no.	EML-34/1-TB Location Fireman Lift /34/TB	-		N	
2	Emergency light no.	EML-35/1-TB Location Fireman Lift /35/TB	-		N	
3	Emergency light no.	EML-36/1-TB Location Fireman Lift /36/TB	-		AB	
4	Emergency light no.	EML-37/1-TB Location Fireman Lift /37/TB	-		N	
5	Emergency light no.	EML-38/2-TB Location Fireman Lift /38/TB	-		N	
6	Emergency light no.	EML-39/1-TB Location Fireman Lift /39/TB	-		N	
7	Emergency light no.	EML-40/1-TB Location Fireman Lift /40/TB	-		N	
8	Emergency light no.	EML-41/1-TB Location Fireman Lift /41/TB	-		N	
9	Emergency light no.	EML-42/1-TB Location Fireman Lift /42/TB	-		N	
10	Emergency light no.	EML-43/1-TB Location Fireman Lift /43/TB	-		N	
11	Emergency light no.	EML-44/1-TB Location Fireman Lift /44/TB	-		N	
12	Emergency light no.	EML-45/1-TB Location Fireman Lift /45/TB	-		N	
13	Emergency light no.	EML-46/1-TB Location Fireman Lift /46/TB	-		N	
14	Emergency light no.	EML-47/1-TB Location Fireman Lift /47/TB	-		N	
15	Emergency light no.	EML-48/1-TB Location Fireman Lift /48/TB	-		AB	
16	Emergency light no.	EML-49/1-TB Location Fireman Lift /49/TB	-		N	
17	Emergency light no.	EML-50/1-TB Location Fireman Lift /50/TB	-		N	
18	Emergency light no.	EML-51/1-TB Location Fireman Lift /51/TB	-		N	
19	Emergency light no.	EML-52/1-TB Location Fireman Lift /52/TB	-		N	
20	Emergency light no.	EML-53/1-TB Location Fireman Lift /53/TB	-		N	
21	Emergency light no.	EML-54/1-TB Location Fireman Lift Lobby/R/TB	-		N	
22	Emergency light no.	Location	-			
23	Emergency light no.	Location	-			
24	Emergency light no.	Location	-			
25	Emergency light no.	Location	-			
26	Emergency light no.	Location	-			
27	Emergency light no.	Location	-			
28	Emergency light no.	Location	-			
29	Emergency light no.	Location	-			
30	Emergency light no.	Location	-			
31	Emergency light no.	Location	-			

Comment :

36, 48 27/7/25

Note : 3.) N = Normal ; AB = Abnormal ; F = Fail

PM by :

Verified by

Approved by :

Signature :

Signature

Signature by :

Signature

Signature :

Signature

Date :

5/8/65

Date :

13-8-65

Date :

13-8-65

BUILDING : <u>Millennium Residence@Sukhumvit</u>					Ref No : PPM-EE-014					
PREVENTIVE MAINTENANCE CHECKLIST FOR : <u>Emergency Light Stair 1 Tower B</u>					Rev. Date : <u>10-08-65</u>					
EQUIPMENT NUMBER : <u>EML-B1/4-TB - EML-30/3-TB</u>			TYPE OF MAINTENANCE		W	M	2M	Q	H	Y
LOCATION : <u>Stair 1/B1/TB - Stair 1/30/TB</u>										
NO.	TASK DESCRIPTION		PM Code	MEASUREMENT	Status (N/A B/F)	Remarks				
1	Emergency light no. <u>EML-B1/4-TB</u>	<u>Location Stair 1/B1/TB</u>	-		N					
2	Emergency light no. <u>EML-G/3-TB</u>	<u>Location Stair 1/L/TB</u>	-		N					
3	Emergency light no. <u>EML-F/4-TB</u>	<u>Location Stair 1/F/TB</u>	-		N					
4	Emergency light no. <u>EML-F1/4-TB</u>	<u>Location Stair 1/F/TB</u>	-		N					
5	Emergency light no. <u>EML-F2/4-TB</u>	<u>Location Stair 1/F/TB</u>	-		N					
6	Emergency light no. <u>EML-F3/4-TB</u>	<u>Location Stair 1/F/TB</u>	-		AB	0629				
7	Emergency light no. <u>EML-F4/4-TB</u>	<u>Location Stair 1/F/TB</u>	-		N					
8	Emergency light no. <u>EML-D/4-TB</u>	<u>Location Stair 1/D/TB</u>	-		N					
9	Emergency light no. <u>EML-8/3-TB</u>	<u>Location Stair 1/8/TB</u>	-		N					
10	Emergency light no. <u>EML-9/3-TB</u>	<u>Location Stair 1/9/TB</u>	-		AB	0649				
11	Emergency light no. <u>EML-10/3-TB</u>	<u>Location Stair 1/10/TB</u>	-		N					
12	Emergency light no. <u>EML-11/3-TB</u>	<u>Location Stair 1/11/TB</u>	-		N					
13	Emergency light no. <u>EML-12/3-TB</u>	<u>Location Stair 1/12/TB</u>	-		N					
14	Emergency light no. <u>EML-AA/3-TB</u>	<u>Location Stair 1/AA/TB</u>	-		N					
15	Emergency light no. <u>EML-14/3-TB</u>	<u>Location Stair 1/14/TB</u>	-		N					
16	Emergency light no. <u>EML-15/3-TB</u>	<u>Location Stair 1/15/TB</u>	-		AB	0673				
17	Emergency light no. <u>EML-16/3-TB</u>	<u>Location Stair 1/16/TB</u>	-		N					
18	Emergency light no. <u>EML-17/3-TB</u>	<u>Location Stair 1/17/TB</u>	-		AB	0681				
19	Emergency light no. <u>EML-18/3-TB</u>	<u>Location Stair 1/18/TB</u>	-		N					
20	Emergency light no. <u>EML-19/3-TB</u>	<u>Location Stair 1/19/TB</u>	-		N					
21	Emergency light no. <u>EML-20/3-TB</u>	<u>Location Stair 1/20/TB</u>	-		N					
22	Emergency light no. <u>EML-21/3-TB</u>	<u>Location Stair 1/21/TB</u>	-		N					
23	Emergency light no. <u>EML-22/3-TB</u>	<u>Location Stair 1/22/TB</u>	-		N					
24	Emergency light no. <u>EML-23/3-TB</u>	<u>Location Stair 1/23/TB</u>	-		N					
25	Emergency light no. <u>EML-24/3-TB</u>	<u>Location Stair 1/24/TB</u>	-		N					
26	Emergency light no. <u>EML-25/3-TB</u>	<u>Location Stair 1/25/TB</u>	-		N					
27	Emergency light no. <u>EML-26/3-TB</u>	<u>Location Stair 1/26/TB</u>	-		N					
28	Emergency light no. <u>EML-27/3-TB</u>	<u>Location Stair 1/27/TB</u>	-		N					
29	Emergency light no. <u>EML-28/3-TB</u>	<u>Location Stair 1/28/TB</u>	-		N					
30	Emergency light no. <u>EML-29/3-TB</u>	<u>Location Stair 1/29/TB</u>	-		N					
31	Emergency light no. <u>EML-30/3-TB</u>	<u>Location Stair 1/30/TB</u>	-		N					
Comment : <u>180 H m2 BH 5, 9, 15, 17</u>										
Note : 3.) N = Normal ; AB = Abnormal ; F = Fail										
PM by :			Verified by :			Approved by :				
Signature : <u>[Signature]</u>			Signature by : <u>[Signature]</u>			Signature : <u>[Signature]</u>				
Date : <u>10-08-65</u>			Date : <u>11-8-65</u>			Date : <u>11/8/65</u>				

BUILDING : Millennium Residence@Sukhumvit

Ref No : PPM-EE-014

PREVENTIVE MAINTENANCE CHECKLIST FOR : Emergency Light Stair 1 Tower B

Rev. Date : 10-08-65

EQUIPMENT NUMBER : EML-31/3-TB - EML-H2/1-TB

TYPE OF MAINTENANCE

W

M

2M

Q

H




Y

LOCATION : Stair 1/31/TB - Stair 1/H/TB

NO.	TASK DESCRIPTION		PM Code	MEASUREMENT	Status (N/A B/F)	Remarks
32	Emergency light no. EML-31/3-TB	Location Stair 1/31/TB	-		N	
33	Emergency light no. EML-32/3-TB	Location Stair 1/32/TB	-		N	
34	Emergency light no. EML-33/3-TB	Location Stair 1/33/TB	-		N	
35	Emergency light no. EML-34/3-TB	Location Stair 1/34/TB	-		N	
36	Emergency light no. EML-35/3-TB	Location Stair 1/35/TB	-		N	
37	Emergency light no. EML-36/3-TB	Location Stair 1/36/TB	-		N	
38	Emergency light no. EML-37/3-TB	Location Stair 1/37/TB	-		N	
39	Emergency light no. EML-38/3-TB	Location Stair 1/38/TB	-		N	
40	Emergency light no. EML-39/3-TB	Location Stair 1/39/TB	-		N	
41	Emergency light no. EML-40/3-TB	Location Stair 1/40/TB	-		N	
42	Emergency light no. EML-41/3-TB	Location Stair 1/41/TB	-		N	
43	Emergency light no. EML-42/3-TB	Location Stair 1/42/TB	-		N	
44	Emergency light no. EML-43/3-TB	Location Stair 1/43/TB	-		AB	0781
45	Emergency light no. EML-44/3-TB	Location Stair 1/44/TB	-		N	
46	Emergency light no. EML-45/3-TB	Location Stair 1/45/TB	-		N	
47	Emergency light no. EML-46/3-TB	Location Stair 1/46/TB	-		N	
48	Emergency light no. EML-47/3-TB	Location Stair 1/47/TB	-		N	
49	Emergency light no. EML-48/5-TB	Location Stair 1/48/TB	-		N	
50	Emergency light no. EML-49/4-TB	Location Stair 1/49/TB	-		N	
51	Emergency light no. EML-50/3-TB	Location Stair 1/50/TB	-		N	
52	Emergency light no. EML-51/3-TB	Location Stair 1/51/TB	-		N	
53	Emergency light no. EML-52/3-TB	Location Stair 1/52/TB	-		N	
54	Emergency light no. EML-53/3-TB	Location Stair 1/53/TB	-		N	
55	Emergency light no. EML-54/7-TB	Location Stair 1/R/TB	-		N	
56	Emergency light no. EML-55/5-TB	Location Stair 1/M/TB	-		N	
57	Emergency light no. EML-W/1-TB	Location Stair 1/W/TB	-		N	
58	Emergency light no. EML-H/1-TB	Location Stair 1/H/TB	-		N	
59	Emergency light no. EML-H1/1-TB	Location Stair 1/H/TB	-		N	
60	Emergency light no. EML-H2/1-TB	Location Stair 1/H/TB	-		N	

Comment :

Note : 3.) N = Normal ; AB = Abnormal ; F = Fail

PM by :	Verified by :	Approved by :
Signature : 	Signature by : 	Signature : 
Date : 10-08-65	Date : 11-08-65	Date : 11/8/65

BUILDING : Millennium Residence@Sukhumvit

Ref No : PPM-EE-014

PREVENTIVE MAINTENANCE CHECKLIST FOR : Emergency Light Stair 2 Tower B

Rev. Date : 10-8-65

EQUIPMENT NUMBER : EML-B1/5-TB - EML-30/4-TB

TYPE OF MAINTENANCE

W

M

2M

Q

H

Y




LOCATION : Stair 2/B1/TB - Stair 2/30/TB

NO.	TASK DESCRIPTION	PM Code	MEASUREMENT	Status (N/A B/F)	Remarks
1	Emergency light no. EML-B1/5-TB Location Stair 2/B1/TB	-		AB	0613.
2	Emergency light no. EML-G/4-TB Location Stair 2/L/TB	-		2.	
3	Emergency light no. EML-F/5-TB Location Stair 2/F/TB	-		2	
4	Emergency light no. EML-F1/5-TB Location Stair 2/F/TB	-		2	
5	Emergency light no. EML-F2/5-TB Location Stair 2/F/TB	-		2	
6	Emergency light no. EML-F3/5-TB Location Stair 2/F/TB	-		2	
7	Emergency light no. EML-F4/5-TB Location Stair 2/F/TB	-		2	
8	Emergency light no. EML-D/5-TB Location Stair 2/D/TB	-		2	
9	Emergency light no. EML-8/4-TB Location Stair 2/8/TB	-		2	
10	Emergency light no. EML-9/4-TB Location Stair 2/9/TB	-		2	
11	Emergency light no. EML-10/4-TB Location Stair 2/10/TB	-		2	
12	Emergency light no. EML-11/4-TB Location Stair 2/11/TB	-		2	
13	Emergency light no. EML-12/4-TB Location Stair 2/12/TB	-		2	
14	Emergency light no. EML-AA/4-TB Location Stair 2/AA/TB	-		2	
15	Emergency light no. EML-14/4-TB Location Stair 2/14/TB	-		2	
16	Emergency light no. EML-15/4-TB Location Stair 2/15/TB	-		2	
17	Emergency light no. EML-16/4-TB Location Stair 2/16/TB	-		2	
18	Emergency light no. EML-17/4-TB Location Stair 2/17/TB	-		AB	0628.
19	Emergency light no. EML-18/4-TB Location Stair 2/18/TB	-		2	
20	Emergency light no. EML-19/4-TB Location Stair 2/19/TB	-		2	
21	Emergency light no. EML-20/4-TB Location Stair 2/20/TB	-		2	
22	Emergency light no. EML-21/4-TB Location Stair 2/21/TB	-		2	
23	Emergency light no. EML-22/4-TB Location Stair 2/22/TB	-		2	
24	Emergency light no. EML-23/4-TB Location Stair 2/23/TB	-		2	
25	Emergency light no. EML-24/4-TB Location Stair 2/24/TB	-		2	
26	Emergency light no. EML-25/4-TB Location Stair 2/25/TB	-		AB	0710
27	Emergency light no. EML-26/4-TB Location Stair 2/26/TB	-		2	
28	Emergency light no. EML-27/4-TB Location Stair 2/27/TB	-		2	
29	Emergency light no. EML-28/4-TB Location Stair 2/28/TB	-		AB	0722.
30	Emergency light no. EML-29/4-TB Location Stair 2/29/TB	-		2.	
31	Emergency light no. EML-30/4-TB Location Stair 2/30/TB	-		AB	0730

Comment :

* 5. B1, 17, 25, 28, 30 120

Note : 3.) N = Normal ; AB = Abnormal ; F = Fail

PM by :	Verified by :	Approved by :
Signature : 	Signature by : 	Signature : 
Date : 10-8-65	Date : 11-8-65	Date : 11/8/65



BUILDING : Millennium Residence@Sukhumvit

Ref No : PPM-EE-014

PREVENTIVE MAINTENANCE CHECKLIST FOR : Emergency Light Stair 2 Tower B

Rev. Date : 10-8-65

EQUIPMENT NUMBER : EML-31/4-TB - EML-H2/2-TB

TYPE OF MAINTENANCE

W

M

2M

Q

H

Y

LOCATION : Stair 2/31/TB - Stair 2/H/TB

NO.	TASK DESCRIPTION		PM Code	MEASUREMENT	Status (N/A B/F)	Remarks
32	Emergency light no. EML-31/4-TB	Location Stair 2/31/TB	-		2	
33	Emergency light no. EML-32/4-TB	Location Stair 2/32/TB	-		2	
34	Emergency light no. EML-33/4-TB	Location Stair 2/33/TB	-		2	
35	Emergency light no. EML-34/4-TB	Location Stair 2/34/TB	-		2	
36	Emergency light no. EML-35/4-TB	Location Stair 2/35/TB	-		2	
37	Emergency light no. EML-36/4-TB	Location Stair 2/36/TB	-		AB	0754
38	Emergency light no. EML-37/4-TB	Location Stair 2/37/TB	-		2	
39	Emergency light no. EML-38/4-TB	Location Stair 2/38/TB	-		2	
40	Emergency light no. EML-39/4-TB	Location Stair 2/39/TB	-		2	
41	Emergency light no. EML-40/4-TB	Location Stair 2/40/TB	-		2	
42	Emergency light no. EML-41/4-TB	Location Stair 2/41/TB	-		2	
43	Emergency light no. EML-42/4-TB	Location Stair 2/42/TB	-		2	
44	Emergency light no. EML-43/4-TB	Location Stair 2/43/TB	-		2	
45	Emergency light no. EML-44/4-TB	Location Stair 2/44/TB	-		2	
46	Emergency light no. EML-45/4-TB	Location Stair 2/45/TB	-		2	
47	Emergency light no. EML-46/4-TB	Location Stair 2/46/TB	-		2	
48	Emergency light no. EML-47/4-TB	Location Stair 2/47/TB	-		AB	0798
49	Emergency light no. EML-48/6-TB	Location Stair 2/48/TB	-		2	
50	Emergency light no. EML-49/5-TB	Location Stair 2/49/TB	-		2	
51	Emergency light no. EML-50/4-TB	Location Stair 2/50/TB	-		2	
52	Emergency light no. EML-51/4-TB	Location Stair 2/51/TB	-		2	
53	Emergency light no. EML-52/4-TB	Location Stair 2/R/TB	-		2	
54	Emergency light no. EML-53/4-TB	Location Stair 2/M/TB	-		AB	0825
55	Emergency light no. EML-54/8-TB	Location Stair 2/R/TB	-		AB	0831
56	Emergency light no. EML-55/6-TB	Location Stair 2/M/TB	-		2	
57	Emergency light no. EML-W/2-TB	Location Stair 2/W/TB	-		2	
58	Emergency light no. EML-H/2-TB	Location Stair 2/H/TB	-		2	
59	Emergency light no. EML-H1/2-TB	Location Stair 2/H/TB	-		2	
60	Emergency light no. EML-H2/2-TB	Location Stair 2/H/TB	-		2	

Comment :

* Ex. 36, 47, 53, 54 & 55

Note : 3.) N = Normal ; AB = Abnormal ; F = Fail

PM by :	Verified by :	Approved by :
Signature :	Signature by :	Signature :
Date : 10-8-65	Date : 11-8-65	Date : 11/8/65



BUILDING : Millennium

Ref No : PPM-EE-014

PREVENTIVE MAINTENANCE CHECKLIST FOR Emergency Light Shaft EE

Rev. Date : 09/06/2018

EQUIPMENT NUMBER: EML 32-55 TC

TYPE OF MAINTENANCE

W

M

2M

Q

H

Y

LOCATION: Shaft EE 32-55 FL. TC

NO.	TASK DESCRIPTION	PM Code	MEASUREMENT	Status (N/A B/F)	Remarks
1	Emergency light no. EML-32/2-TC Location Shaft EE/32/TC	-		N	
2	Emergency light no. EML-33/2-TC Location EE Room/33/TC	-		N	
3	Emergency light no. EML-34/2-TC Location EE Room/34/TC	-		N	
4	Emergency light no. EML-35/2-TC Location EE Room/35/TC	-		N	
5	Emergency light no. EML-36/2-TC Location Shaft EE/36/TC	-		F	MRC-ME01-0999
6	Emergency light no. EML-37/2-TC Location Shaft EE/37/TC	-		N	
7	Emergency light no. EML-38/2-TC Location Shaft EE/38/TC	-		N	
8	Emergency light no. EML-39/2-TC Location Shaft EE/39/TC	-		N	
9	Emergency light no. EML-40/2-TC Location Shaft EE/40/TC	-		N	
10	Emergency light no. EML-41/2-TC Location Shaft EE/41/TC	-		F	MRC-ME01-1009
11	Emergency light no. EML-42/2-TC Location Shaft EE/42/TC	-		N	
12	Emergency light no. EML-43/2-TC Location Shaft EE/43/TC	-		F	MRC-ME01-1017
13	Emergency light no. EML-44/2-TC Location Shaft EE/44/TC	-		N	
14	Emergency light no. EML-45/2-TC Location Shaft EE/45/TC	-		N	
15	Emergency light no. EML-46/2-TC Location Shaft EE/46/TC	-		N	
16	Emergency light no. EML-47/2-TC Location Shaft EE/47/TC	-		N	
17	Emergency light no. EML-48/2-TC Location Shaft EE/48/TC	-		N	
18	Emergency light no. EML-49/2-TC Location Shaft EE/49/TC	-		N	
19	Emergency light no. EML-49/3-TC Location Lift Low Zone/49/TC	-		N	
20	Emergency light no. EML-50/2-TC Location Shaft EE/50/TC	-		N	
21	Emergency light no. EML-51/2-TC Location Shaft EE/51/TC	-		N	
22	Emergency light no. EML-52/2-TC Location Shaft EE/52/TC	-		N	
23	Emergency light no. EML-53/2-TC Location Shaft EE/53/TC	-		F	MRC-ME01-1060
24	Emergency light no. EML-54/2-TC Location Corridor/R/TC	-		F	MRC-ME01-1072
25	Emergency light no. EML-54/4-TC Location Fan Room/R/TC	-		N	
26	Emergency light no. EML-54/5-TC Location Fan Room/R/TC	-		N	
27	Emergency light no. EML-54/6-TC Location Shaft EE/R/TC	-		F	MRC-ME01-1071
28	Emergency light no. EML-55/1-TC Location Lift High Zone/55/TC	-		N	
29	Emergency light no. EML-55/2-TC Location Pump Room/55/TC	-		N	
30	Emergency light no. EML-55/3-TC Location Lift Service Zone/55/TC	-		N	
31	Emergency light no. EML-55/4-TC Location Corridor/55/TC	-		N	

6 mo 1ste

Comment :

36, 41, 43, 53, 54 Corridor/R, 54 Shaft EE

Note : 3.) N = Normal ; AB = Abnormal ; F = Fail

PM by :	Verified by :	Approved by :
Signature :	Signature by :	Signature :
Date : 7/8/65	Date : 7/8/65	Date : 7/8/65



BUILDING : Millennium

Ref No : PPM-EE-014

PREVENTIVE MAINTENANCE CHECKLIST FOR Emergency Light Shaft EE

Rev. Date : 09/06/2018

EQUIPMENT NUMBER: EML B-31 TC

TYPE OF MAINTENANCE

W

M

2M

Q

H

Y

LOCATION: Shaft EE B-31 FL. TC

NO.	TASK DESCRIPTION	PM Code	MEASUREMENT	Status (N/A B/F)	Remarks
1	Emergency light no. EML-B1/3-TC Location Shaft EE/B1/TC	-		N	
2	Emergency light no. EML-B1/6-TC Location EE Room/B1/TC	-		N	
3	Emergency light no. EML-B1/7-TC Location EE Room/B1/TC	-		N	
4	Emergency light no. EML-B1/8-TC Location EE Room/B1/TC	-		N	
5	Emergency light no. EML-G/2-TC Location Shaft EE/G/TC	-		N	
6	Emergency light no. EML-F/2-TC Location Shaft EE/F/TC	-		N	
7	Emergency light no. EML-D/2-TC Location Shaft EE/D/TC	-		N	
8	Emergency light no. EML-8/2-TC Location Shaft EE/8/TC	-		N	
9	Emergency light no. EML-9/2-TC Location Shaft EE/9/TC	-		N	
10	Emergency light no. EML-10/2-TC Location Shaft EE/10/TC	-		F	MRC-ME01-0885
11	Emergency light no. EML-11/2-TC Location Shaft EE/11/TC	-		N	
12	Emergency light no. EML-12/2-TC Location Shaft EE/12/TC	-		N	
13	Emergency light no. EML-AA/2-TC Location Shaft EE/AA/TC	-		F	MRC-ME01-0897
14	Emergency light no. EML-14/2-TC Location Shaft EE/14/TC	-		N	
15	Emergency light no. EML-15/2-TC Location Shaft EE/15/TC	-		N	
16	Emergency light no. EML-16/2-TC Location Shaft EE/16/TC	-		F	MRC-ME01-0909
17	Emergency light no. EML-17/2-TC Location Shaft EE/17/TC	-		N	
18	Emergency light no. EML-18/2-TC Location Shaft EE/18/TC	-		N	
19	Emergency light no. EML-19/2-TC Location Shaft EE/19/TC	-		N	
20	Emergency light no. EML-20/2-TC Location Shaft EE/20/TC	-		N	
21	Emergency light no. EML-21/2-TC Location Shaft EE/21/TC	-		F	MRC-ME01-0929
22	Emergency light no. EML-22/2-TC Location Shaft EE/22/TC	-		N	
23	Emergency light no. EML-23/2-TC Location Shaft EE/23/TC	-		F	MRC-ME01-0937
24	Emergency light no. EML-24/2-TC Location Shaft EE/24/TC	-		F	MRC-ME01-0941
25	Emergency light no. EML-25/2-TC Location Shaft EE/25/TC	-		N	
26	Emergency light no. EML-26/2-TC Location Shaft EE/26/TC	-		N	
27	Emergency light no. EML-27/2-TC Location Shaft EE/27/TC	-		N	
28	Emergency light no. EML-28/2-TC Location Shaft EE/28/TC	-		N	
29	Emergency light no. EML-29/2-TC Location Shaft EE/29/TC	-		N	
30	Emergency light no. EML-30/2-TC Location Shaft EE/30/TC	-		F	MRC-ME01-0965
31	Emergency light no. EML-31/2-TC Location Shaft EE/31/TC	-		N	

Comment :

502/1000000 1A 100

7 mo 100

Note : 3.) N = Normal ; AB = Abnormal ; F = Fail

PM by :	Verified by	Approved by :
Signature : 8/8/65	Signature by : 8/8/65	Signature : 8/8/65
Date : 8/8/65	Date : 8/8/65	Date : 8/8/65



BUILDING : Millennium

Ref No : PPM-EE-014

PREVENTIVE MAINTENANCE CHECKLIST FOR Emergency Light Fireman Lift

Rev. Date : 09/06/2018

EQUIPMENT NUMBER: EML B-34 TC

TYPE OF MAINTENANCE

W

M

2M

Q

H

Y

LOCATION: Fireman Lift B-34 FL. TC

NO.	TASK DESCRIPTION		PM Code	MEASUREMENT	Status (N/A B/F)	Remarks
1	Emergency light no.	EML-B1/1-TC Location Fireman Lift /B1/TC	-	F		MRC-ME01-0848
2	Emergency light no.	EML-G/1-TC Location Fireman Lift /G/TC	-	F		
3	Emergency light no.	EML-F/1-TC Location Fireman Lift /F/TC	-	F		MRC-ME01-0858
4	Emergency light no.	EML-D/1-TC Location Fireman Lift /D/TC	-	F		
5	Emergency light no.	EML-8/1-TC Location Fireman Lift /8/TC	-	F		
6	Emergency light no.	EML-9/1-TC Location Fireman Lift /9/TC	-	F		
7	Emergency light no.	EML-10/1-TC Location Fireman Lift /10/TC	-	F		MRC-ME01-0884
8	Emergency light no.	EML-11/1-TC Location Fireman Lift /11/TC	-	F		
9	Emergency light no.	EML-12/1-TC Location Fireman Lift /12/TC	-	F		
10	Emergency light no.	EML-AA/1-TC Location Fireman Lift /AA/TC	-	F		MRC-ME01-0920
11	Emergency light no.	EML-14/1-TC Location Fireman Lift /14/TC	-	F		
12	Emergency light no.	EML-15/1-TC Location Fireman Lift /15/TC	-	F		
13	Emergency light no.	EML-16/1-TC Location Fireman Lift /16/TC	-	F		
14	Emergency light no.	EML-17/1-TC Location Fireman Lift /17/TC	-	F		
15	Emergency light no.	EML-18/1-TC Location Fireman Lift /18/TC	-	F		
16	Emergency light no.	EML-19/1-TC Location Fireman Lift /19/TC	-	F		
17	Emergency light no.	EML-20/1-TC Location Fireman Lift /20/TC	-	F		
18	Emergency light no.	EML-21/1-TC Location Fireman Lift /21/TC	-	F		
19	Emergency light no.	EML-22/1-TC Location Fireman Lift /22/TC	-	F		
20	Emergency light no.	EML-23/1-TC Location Fireman Lift /23/TC	-	F		
21	Emergency light no.	EML-24/1-TC Location Fireman Lift /24/TC	-	F		MRC-ME01-0940
22	Emergency light no.	EML-25/1-TC Location Fireman Lift /25/TC	-	F		MRC-ME01-0944
23	Emergency light no.	EML-26/1-TC Location Fireman Lift /26/TC	-	F		
24	Emergency light no.	EML-27/1-TC Location Fireman Lift /27/TC	-	F		
25	Emergency light no.	EML-28/1-TC Location Fireman Lift /28/TC	-	F		
26	Emergency light no.	EML-29/1-TC Location Fireman Lift /29/TC	-	F		MRC-ME01-0960
27	Emergency light no.	EML-30/1-TC Location Fireman Lift /30/TC	-	F		
28	Emergency light no.	EML-31/1-TC Location Fireman Lift /31/TC	-	F		
29	Emergency light no.	EML-32/1-TC Location Fireman Lift /32/TC	-	F		
30	Emergency light no.	EML-33/1-TC Location Fireman Lift /33/TC	-	F		
31	Emergency light no.	EML-34/1-TC Location Fireman Lift /34/TC	-	F		

Comment :

2021/05/11 MTD

Note : 3.) N = Normal ; AB = Abnormal ; F = Fail

PM by :	Verified by	Approved by :
Signature : <i>[Signature]</i>	Signature by : <i>[Signature]</i>	Signature : <i>[Signature]</i>
Date : 8 M.A - 05	Date : 8/8/05	Date : 8/8/05



BUILDING : Millennium

Ref No : PPM-EE-014

PREVENTIVE MAINTENANCE CHECKLIST FOR Emergency Light Fireman Lift

Rev. Date : 09/06/2018

EQUIPMENT NUMBER: EML 34-54

TYPE OF MAINTENANCE

W

M

2M

Q

H

Y

LOCATION: Fireman Lift 34-54 FL. TC

NO.	TASK DESCRIPTION			PM Code	MEASUREMENT	Status (N/A B/F)	Remarks
1	Emergency light no.	EML-34/1-TC	Location Fireman Lift /34/TC	-		2	
2	Emergency light no.	EML-35/1-TC	Location Fireman Lift /35/TC	-		2	
3	Emergency light no.	EML-36/1-TC	Location Fireman Lift /36/TC	-		F	MRC-ME01-0988
4	Emergency light no.	EML-37/1-TC	Location Fireman Lift /37/TC	-		2	
5	Emergency light no.	EML-38/2-TC	Location Fireman Lift /38/TC	-		2	
6	Emergency light no.	EML-39/1-TC	Location Fireman Lift /39/TC	-		2	
7	Emergency light no.	EML-40/1-TC	Location Fireman Lift /40/TC	-		2	
8	Emergency light no.	EML-41/1-TC	Location Fireman Lift /41/TC	-		2	
9	Emergency light no.	EML-42/1-TC	Location Fireman Lift /42/TC	-		2	
10	Emergency light no.	EML-43/1-TC	Location Fireman Lift /43/TC	-		F	MRC-ME01-1016
11	Emergency light no.	EML-44/1-TC	Location Fireman Lift /44/TC	-		2	
12	Emergency light no.	EML-45/1-TC	Location Fireman Lift /45/TC	-		2	
13	Emergency light no.	EML-46/1-TC	Location Fireman Lift /46/TC	-		2	
14	Emergency light no.	EML-47/1-TC	Location Fireman Lift /47/TC	-		2	
15	Emergency light no.	EML-48/1-TC	Location Fireman Lift /48/TC	-		2	
16	Emergency light no.	EML-49/1-TC	Location Fireman Lift /49/TC	-		2	
17	Emergency light no.	EML-50/1-TC	Location Fireman Lift /50/TC	-		2	
18	Emergency light no.	EML-51/1-TC	Location Fireman Lift /51/TC	-		F	MRC-ME01-1051
19	Emergency light no.	EML-52/1-TC	Location Fireman Lift /52/TC	-		2	
20	Emergency light no.	EML-53/1-TC	Location Fireman Lift /53/TC	-		2	MRC-ME01-1059
21	Emergency light no.	EML-54/1-TC	Location Fireman Lift Lobby/R/TC	-		2	
22	Emergency light no.		Location	-			
23	Emergency light no.		Location	-			
24	Emergency light no.		Location	-			
25	Emergency light no.		Location	-			
26	Emergency light no.		Location	-			
27	Emergency light no.		Location	-			
28	Emergency light no.		Location	-			
29	Emergency light no.		Location	-			
30	Emergency light no.		Location	-			
31	Emergency light no.		Location	-			

Comment :

Note : 3.) N = Normal ; AB = Abnormal ; F = Fail

PM by :	Verified by	Approved by :
Signature :	Signature by :	Signature :
Date : 8 Nov 16	Date : 8/8/16	Date : 8/8/16

**BUILDING :** Millennium**Ref No :** PPM-EE-014**PREVENTIVE MAINTENANCE CHECKLIST FOR Emergency Light Stair 1****Rev. Date :** 12-8-65**EQUIPMENT NUMBER:** EML B-30 TC**TYPE OF MAINTENANCE****W****M****2M****Q****H****Y****LOCATION:** Stair 1 FL. B-30 TC

NO.	TASK DESCRIPTION	PM Code	MEASUREMENT	Status (N/A B/F)	Remarks
1	Emergency light no. EML-B1/4- TC Location Stair 1/B1/TC	-		2	
2	Emergency light no. EML-G/3-TC Location Stair 1/G/TC	-		2	
3	Emergency light no. EML-F/4-TC Location Stair 1/2/TC	-		2	
4	Emergency light no. EML-F1/4-TC Location Stair 1/3/TC	-		2	
5	Emergency light no. EML-F2/4-TC Location Stair 1/4/TC	-		2	
6	Emergency light no. EML-F3/4-TC Location Stair 1/5/TC	-		2	
7	Emergency light no. EML-F4/4-TC Location Stair 1/F/TC	-		AB	0865
8	Emergency light no. EML-D/4-TC Location Stair 1/D/TC	-		AB	0866.
9	Emergency light no. EML-8/3-TC Location Stair 1/8/TC	-		2	
10	Emergency light no. EML-9/3-TC Location Stair 1/9/TC	-		2	
11	Emergency light no. EML-10/3-TC Location Stair 1/10/TC	-		2	
12	Emergency light no. EML-11/3-TC Location Stair 1/11/TC	-		2	
13	Emergency light no. EML-12/3-TC Location Stair 1/12/TC	-		2	
14	Emergency light no. EML-AA/3-TC Location Stair 1/AA/TC	-		AB	0874.
15	Emergency light no. EML-14/3-TC Location Stair 1/14/TC	-		2	
16	Emergency light no. EML-15/3-TC Location Stair 1/15/TC	-		2	
17	Emergency light no. EML-16/3-TC Location Stair 1/16/TC	-		AB	0886
18	Emergency light no. EML-17/3-TC Location Stair 1/17/TC	-		2	
19	Emergency light no. EML-18/3-TC Location Stair 1/18/TC	-		2	
20	Emergency light no. EML-19/3-TC Location Stair 1/19/TC	-		2	
21	Emergency light no. EML-20/3-TC Location Stair 1/20/TC	-		2	
22	Emergency light no. EML-21/3-TC Location Stair 1/21/TC	-		AB	0926
23	Emergency light no. EML-22/3-TC Location Stair 1/22/TC	-		AB	0930
24	Emergency light no. EML-23/3-TC Location Stair 1/23/TC	-		2	
25	Emergency light no. EML-24/3-TC Location Stair 1/24/TC	-		2	
26	Emergency light no. EML-25/3-TC Location Stair 1/25/TC	-		AB	0942
27	Emergency light no. EML-26/3-TC Location Stair 1/26/TC	-		2	
28	Emergency light no. EML-27/3-TC Location Stair 1/27/TC	-		2	
29	Emergency light no. EML-28/3-TC Location Stair 1/28/TC	-		AB	0974.
30	Emergency light no. EML-29/3-TC Location Stair 1/29/TC	-		2	
31	Emergency light no. EML-30/3-TC Location Stair 1/30/TC	-		2	

Comment :

to 1st 8 and 2nd 6, 7, AA, 16, 21, 22, 25, 28

Note : 3.) N = Normal ; AB = Abnormal ; F = Fail

PM by :	Verified by	Approved by :
Signature :	Signature by :	Signature :
Date : 12-8-65	Date : 13-8-65	Date : 13-8-65

BUILDING : Millennium

Ref No : PPM-EE-014

PREVENTIVE MAINTENANCE CHECKLIST FOR Emergency Light Stair 1

Rev. Date : 12.8.65

EQUIPMENT NUMBER: EML 31-H58 TC

TYPE OF MAINTENANCE

W

M

2M

Q

H

Y

LOCATION: Stair 1 FL. 31-H58 TC

NO.	TASK DESCRIPTION		PM Code	MEASUREMENT	Status (N/A B/F)	Remarks
32	Emergency light no.	EML-31/3-TC Location Stair 1/31/TC	-		N	
33	Emergency light no.	EML-32/3-TC Location Stair 1/32/TC	-		AB	0973
34	Emergency light no.	EML-33/3-TC Location Stair 1/33/TC	-		N	
35	Emergency light no.	EML-34/3-TC Location Stair 1/34/TC	-		N	
36	Emergency light no.	EML-35/3-TC Location Stair 1/35/TC	-		AB	0982
37	Emergency light no.	EML-36/3-TC Location Stair 1/36/TC	-		AB	0986
38	Emergency light no.	EML-37/3-TC Location Stair 1/37/TC	-		N	
39	Emergency light no.	EML-38/3-TC Location Stair 1/38/TC	-		N	
40	Emergency light no.	EML-39/3-TC Location Stair 1/39/TC	-		N	
41	Emergency light no.	EML-40/3-TC Location Stair 1/40/TC	-		N	
42	Emergency light no.	EML-41/3-TC Location Stair 1/41/TC	-		N	
43	Emergency light no.	EML-42/3-TC Location Stair 1/42/TC	-		N	
44	Emergency light no.	EML-43/3-TC Location Stair 1/43/TC	-		N	
45	Emergency light no.	EML-44/3-TC Location Stair 1/44/TC	-		N	
46	Emergency light no.	EML-45/3-TC Location Stair 1/45/TB	-		N	
47	Emergency light no.	EML-46/3-TC Location Stair 1/46/TC	-		N	
48	Emergency light no.	EML-47/3-TC Location Stair 1/47/TC	-		AB	1034
49	Emergency light no.	EML-48/5-TC Location Stair 1/48/TC	-		N	
50	Emergency light no.	EML-49/4-TC Location Stair 1/49/TC	-		N	
51	Emergency light no.	EML-50/3-TC Location Stair 1/50/TC	-		N	
52	Emergency light no.	EML-51/3-TC Location Stair 1/51/TC	-		N	
53	Emergency light no.	EML-52/3-TC Location Stair 1/52/TC	-		N	
54	Emergency light no.	EML-53/3-TC Location Stair 1/53/TC	-		N	
55	Emergency light no.	EML-R/7-TC Location Stair 1/54/TC	-		N	
56	Emergency light no.	EML-M/5-TC Location Stair 1/55/TC	-		N	
57	Emergency light no.	EML-W/1-TC Location Stair 1/54/TC	-		N	
58	Emergency light no.	EML-H/1-TC Location Stair 1/56/TC	-		N	
59	Emergency light no.	EML-H1/1-TC Location Stair 1/57/TC	-		N	
60	Emergency light no.	EML-H2/1-TC Location Stair 1/58/TC	-		AB	1077
	Emergency light no.	Location	-			
	Emergency light no.	Location	-			

Comment :

* Note 5 only 32, 35, 36, 47, 58

Note : 3.) N = Normal ; AB = Abnormal ; F = Fail

PM by :	Verified by :	Approved by :
Signature : 232	Signature by : [Signature]	Signature : [Signature]
Date : 12.8.65	Date : 13.8.65	Date : 13-8-65

BUILDING : Millennium

Ref No : PPM-EE-014

PREVENTIVE MAINTENANCE CHECKLIST FOR Emergency Light Stair 2

Rev. Date : 12-8-65

EQUIPMENT NUMBER: EML B-30 TC

TYPE OF MAINTENANCE

W

M

2M

Q

H

Y




LOCATION: Stair 2 FL. B-30 TC

NO.	TASK DESCRIPTION			PM Code	MEASUREMENT	Status (N/A B/F)	Remarks
1	Emergency light no.	EML-B1/5-TC	Location Stair 2/B1/TC	-		N	
2	Emergency light no.	EML-G/4-TC	Location Stair 2/G/TC	-		N	
3	Emergency light no.	EML-F/5-TC	Location Stair 2/2/TC	-		AB	0867
4	Emergency light no.	EML-F1/5-TC	Location Stair 2/3/TC	-		AB	0868
5	Emergency light no.	EML-F2/5-TC	Location Stair 2/4/TC	-		N	
6	Emergency light no.	EML-F3/5-TC	Location Stair 2/5/TC	-		N	
7	Emergency light no.	EML-F4/5-TC	Location Stair 2/F/TC	-		N	
8	Emergency light no.	EML-D/5-TC	Location Stair 2/D/TC	-		N	
9	Emergency light no.	EML-8/4-TC	Location Stair 2/8/TC	-		N	
10	Emergency light no.	EML-9/4-TC	Location Stair 2/9/TC	-		N	
11	Emergency light no.	EML-10/4-TC	Location Stair 2/10/TC	-		N	
12	Emergency light no.	EML-11/4-TC	Location Stair 2/11/TC	-		N	
13	Emergency light no.	EML-12/3-TC	Location Stair 2/12/TC	-		N	
14	Emergency light no.	EML-AA/4-TC	Location Stair 2/AA/TC	-		N	
15	Emergency light no.	EML-14/4-TC	Location Stair 2/14/TC	-		N	
16	Emergency light no.	EML-15/4-TC	Location Stair 2/15/TC	-		N	
17	Emergency light no.	EML-16/4-TC	Location Stair 2/16/TC	-		N	
18	Emergency light no.	EML-17/4-TC	Location Stair 2/17/TC	-		N	
19	Emergency light no.	EML-18/4-TC	Location Stair 2/18/TC	-		N	
20	Emergency light no.	EML-19/4-TC	Location Stair 2/19/TC	-		N	
21	Emergency light no.	EML-20/4-TC	Location Stair 2/20/TC	-		AB	0931
22	Emergency light no.	EML-21/4-TC	Location Stair 2/21/TC	-		AB	0935
23	Emergency light no.	EML-22/4-TC	Location Stair 2/22/TC	-		AB	0939
24	Emergency light no.	EML-23/4-TC	Location Stair 2/23/TC	-		AB	0943
25	Emergency light no.	EML-24/4-TC	Location Stair 2/24/TC	-		AB	0947
26	Emergency light no.	EML-25/4-TC	Location Stair 2/25/TC	-		N	
27	Emergency light no.	EML-26/4-TC	Location Stair 2/26/TC	-		AB	0955
28	Emergency light no.	EML-27/4-TC	Location Stair 2/27/TC	-		N	
29	Emergency light no.	EML-28/4-TC	Location Stair 2/28/TC	-		N	
30	Emergency light no.	EML-29/4-TC	Location Stair 2/29/TC	-		N	
31	Emergency light no.	EML-30/4-TC	Location Stair 2/30/TC	-		AB	0971

Comment :

12-8-65 9 AM 2, 3, 20, 21, 22, 23, 24, 26, 31. 0867, 0868, 0931, 0935, 0939, 0943, 0947, 0955, 0971

Note : 3.) N = Normal ; AB = Abnormal ; F = Fail

PM by :	Verified by	Approved by :
Signature : 	Signature by : 	Signature : 
Date : 12-08-65	Date : 13-8-65.	Date : 13-8-65



BUILDING : Millennium

Ref No : PPM-EE-014

PREVENTIVE MAINTENANCE CHECKLIST FOR Emergency Light Stair 2

Rev. Date : 13-08-65

EQUIPMENT NUMBER: EML 31-H58 TC

TYPE OF MAINTENANCE

W

M

2M

Q

H

Y

LOCATION: Stair 2 FL. 31-H58 TC

NO.	TASK DESCRIPTION			PM Code	MEASUREMENT	Status (N/A B/F)	Remarks
32	Emergency light no.	EML-31/4-TC	Location Stair 2/31/TC	-		AB	0976
33	Emergency light no.	EML-32/4-TC	Location Stair 2/32/TC	-		N	
34	Emergency light no.	EML-33/4-TC	Location Stair 2/33/TC	-		N	
35	Emergency light no.	EML-34/4-TC	Location Stair 2/34/TC	-		N	
36	Emergency light no.	EML-35/4-TC	Location Stair 2/35/TC	-		AB	0987
37	Emergency light no.	EML-36/4-TC	Location Stair 2/36/TC	-		N	
38	Emergency light no.	EML-37/4-TC	Location Stair 2/37/TC	-		N	
39	Emergency light no.	EML-38/4-TC	Location Stair 2/38/TC	-		N	
40	Emergency light no.	EML-39/4-TC	Location Stair 2/39/TC	-		N	
41	Emergency light no.	EML-40/4-TC	Location Stair 2/40/TC	-		N	
42	Emergency light no.	EML-41/4-TC	Location Stair 2/41/TC	-		N	
43	Emergency light no.	EML-42/4-TC	Location Stair 2/42/TC	-		N	
44	Emergency light no.	EML-43/4-TC	Location Stair 2/43/TC	-		N	
45	Emergency light no.	EML-44/4-TC	Location Stair 2/44/TC	-		N	
46	Emergency light no.	EML-45/4-TC	Location Stair 2/45/TC	-		N	
47	Emergency light no.	EML-46/4-TC	Location Stair 2/46/TC	-		N	
48	Emergency light no.	EML-47/4-TC	Location Stair 2/47/TC	-		N	
49	Emergency light no.	EML-48/5-TC	Location Stair 2/48/TC	-		AB	1041
50	Emergency light no.	EML-49/4-TC	Location Stair 2/49/TC	-		N	
51	Emergency light no.	EML-50/4-TC	Location Stair 2/50/TC	-		AB	1050
52	Emergency light no.	EML-51/4-TC	Location Stair 2/51/TC	-		AB	1054
53	Emergency light no.	EML-52/3-TC	Location Stair 1/52/TC	-		N	
54	Emergency light no.	EML-53/3-TC	Location Stair 1/53/TC	-		N	
55	Emergency light no.	EML-R/7-TC	Location Stair 1/54/TC	-		N	
56	Emergency light no.	EML-M/6-TC	Location Stair 1/55/TC	-		N	
57	Emergency light no.	EML-W/2-TC	Location Stair 1/56/TC	-		N	
58	Emergency light no.	EML-H/2-TC	Location Stair 1/57/TC	-		AB	1078
59	Emergency light no.	EML-H1/2-TC	Location Stair 1/58/TC	-		N	
60	Emergency light no.	EML-H2/2-TC	Location Stair 1/59/TC	-		AB	1082
	Emergency light no.		Location	-			
	Emergency light no.		Location	-			

Comment :

1078, 1041, 1050, 1054, 1078, 1082, 0976, 0987, 1041, 1050, 1054, 1078, 1082

Note : 3.) N = Normal ; AB = Abnormal ; F = Fail

PM by :	Verified by	Approved by :
Signature :	Signature by :	Signature :
Date : 13-08-65	Date : 14-8-65	Date : 14-8-65



BUILDING : Millennium

Ref No : PPM-EE-014

PREVENTIVE MAINTENANCE CHECKLIST FOR Emergency Light Shaft EE

Rev. Date : 09/06/2018

EQUIPMENT NUMBER: EML B-31 TD

TYPE OF MAINTENANCE

W

M

2M

Q

H

Y

LOCATION: Shaft EE B-31 FL. TD

NO.	TASK DESCRIPTION			PM Code	MEASUREMENT	Status (N/A B/F)	Remarks
1	Emergency light no.	EML-B1/3-TD	Location Shaft EE/B1/TD	-		AB	
2	Emergency light no.	EML-B1/6-TD	Location EE Room/B1/TD	-		AB	
3	Emergency light no.	EML-B1/7-TD	Location EE Room/B1/TD	-		AB	
4	Emergency light no.	EML-B1/8-TD	Location EE Room/B1/TD	-		N	
5	Emergency light no.	EML-G/2-TD	Location Shaft EE/G/TD	-		N	
6	Emergency light no.	EML-F/2-TD	Location Shaft EE/F/TD	-		N	
7	Emergency light no.	EML-D/2-TD	Location Shaft EE/D/TD	-		N	
8	Emergency light no.	EML-8/2-TD	Location Shaft EE/8/TD	-		N	
9	Emergency light no.	EML-9/2-TD	Location Shaft EE/9/TD	-		N	
10	Emergency light no.	EML-10/2-TD	Location Shaft EE/10/TD	-		AB	
11	Emergency light no.	EML-11/2-TD	Location Shaft EE/11/TD	-		N	
12	Emergency light no.	EML-12/2-TD	Location Shaft EE/12/TD	-		N	
13	Emergency light no.	EML-AA/2-TD	Location Shaft EE/AA/TD	-		N	
14	Emergency light no.	EML-14/2-TD	Location Shaft EE/14/TD	-		N	
15	Emergency light no.	EML-15/2-TD	Location Shaft EE/15/TD	-		N	
16	Emergency light no.	EML-16/2-TD	Location Shaft EE/16/TD	-		N	
17	Emergency light no.	EML-17/2-TD	Location Shaft EE/17/TD	-		N	
18	Emergency light no.	EML-18/2-TD	Location Shaft EE/18/TD	-		N	
19	Emergency light no.	EML-19/2-TD	Location Shaft EE/19/TD	-		AB	
20	Emergency light no.	EML-20/2-TD	Location Shaft EE/20/TD	-		N	
21	Emergency light no.	EML-21/2-TD	Location Shaft EE/21/TD	-		N	
22	Emergency light no.	EML-22/2-TD	Location Shaft EE/22/TD	-		N	
23	Emergency light no.	EML-23/2-TD	Location Shaft EE/23/TD	-		N	
24	Emergency light no.	EML-24/2-TD	Location Shaft EE/24/TD	-		N	
25	Emergency light no.	EML-25/2-TD	Location Shaft EE/25/TD	-		AB	
26	Emergency light no.	EML-26/2-TD	Location Shaft EE/26/TD	-		N	
27	Emergency light no.	EML-27/2-TD	Location Shaft EE/27/TD	-		N	
28	Emergency light no.	EML-28/2-TD	Location Shaft EE/28/TD	-		N	
29	Emergency light no.	EML-29/2-TD	Location Shaft EE/29/TD	-		N	
30	Emergency light no.	EML-30/2-TD	Location Shaft EE/30/TD	-		N	
31	Emergency light no.	EML-31/2-TD	Location Shaft EE/31/TD	-		N	

Comment :

Note : 3.) N = Normal ; AB = Abnormal ; F = Fail

PM by :	Verified by	Approved by :
Signature :	Signature by :	Signature :
Date : 3/8/65	Date : 3-8-65	Date : 3-8-65



BUILDING : Millennium

Ref No : PPM-EE-014

PREVENTIVE MAINTENANCE CHECKLIST FOR Emergency Light Shaft EE

Rev. Date : 09/06/2018

EQUIPMENT NUMBER: EML 32-53 TD

TYPE OF MAINTENANCE

W

M

2M

Q

H

Y

LOCATION: Shaft EE 32-53 FL. TD

NO.	TASK DESCRIPTION			PM Code	MEASUREMENT	Status (N/A B/F)	Remarks
1	Emergency light no.	EML-32/2-TD	Location Shaft EE/32/TD	-		N	
2	Emergency light no.	EML-33/2-TD	Location Shaft EE/33/TD	-		N	
3	Emergency light no.	EML-34/2-TD	Location Shaft EE/34/TD	-		N	
4	Emergency light no.	EML-35/2-TD	Location Shaft EE/35/TD	-		AB	
5	Emergency light no.	EML-36/2-TD	Location Shaft EE/36/TD	-		N	
6	Emergency light no.	EML-37/2-TD	Location Shaft EE/37/TD	-		N	
7	Emergency light no.	EML-38/2-TD	Location Shaft EE/38/TD	-		N	
8	Emergency light no.	EML-39/2-TD	Location Shaft EE/39/TD	-		N	
9	Emergency light no.	EML-40/2-TD	Location Shaft EE/40/TD	-		N	
10	Emergency light no.	EML-41/2-TD	Location Shaft EE/41/TD	-		N	
11	Emergency light no.	EML-42/2-TD	Location Shaft EE/42/TD	-		N	
12	Emergency light no.	EML-43/2-TD	Location Shaft EE/43/TD	-		N	
13	Emergency light no.	EML-44/2-TD	Location Shaft EE/44/TD	-		AB	
14	Emergency light no.	EML-45/2-TD	Location Shaft EE/45/TD	-		N	
15	Emergency light no.	EML-46/2-TD	Location Shaft EE/46/TD	-		N	
16	Emergency light no.	EML-47/2-TD	Location Shaft EE/47/TD	-		N	
17	Emergency light no.	EML-48/2-TD	Location Shaft EE/48/TD	-		N	
18	Emergency light no.	EML-48/5-TD	Location Fan Room 1/48/TD	-		N	
19	Emergency light no.	EML-48/6-TD	Location Fan Room 2/48/TD	-		AB	
20	Emergency light no.	EML-49/2-TD	Location Shaft EE/49/TD	-		N	
21	Emergency light no.	EML-49/3-TD	Location Lift Low Zone/49/TD	-		N	
22	Emergency light no.	EML-50/2-TD	Location Shaft EE/50/TD	-		N	
23	Emergency light no.	EML-51/2-TD	Location Shaft EE/51/TD	-		N	
24	Emergency light no.	EML-52/2-TD	Location Corridor/R/TD	-		N	
25	Emergency light no.	EML-52/3-TD	Location Corridor/R/TD	-		N	
26	Emergency light no.	EML-52/4-TD	Location Fan Room/R/TD	-		N	
27	Emergency light no.	EML-52/6-TD	Location Shaft EE/R/TD	-		N	
28	Emergency light no.	EML-53/1-TD	Location Lift High Zone/M/TD	-		N	
29	Emergency light no.	EML-53/2-TD	Location Pump Room/M/TD	-		AB	
30	Emergency light no.	EML-53/3-TD	Location Lift Service Zone/M/TD	-		AB	
31	Emergency light no.	EML-53/4-TD	Location Corridor/M/TD	-		N	

Comment :

Note : 3.) N = Normal ; AB = Abnormal ; F = Fail

PM by :	Verified by	Approved by :
Signature :	Signature by :	Signature :
Date : 3/8/65	Date : 3-8-65	Date : 3-8-65



BUILDING : Millennium

Ref No : PPM-EE-014

PREVENTIVE MAINTENANCE CHECKLIST FOR Emergency Light Fireman Lift

Rev. Date : 09/06/2018

EQUIPMENT NUMBER: EML B-34 TD

TYPE OF MAINTENANCE

W

M

2M

Q

H

Y

LOCATION: Fireman Lift B-34 FL. TD




NO.	TASK DESCRIPTION			PM Code	MEASUREMENT	Status (N/A B/F)	Remarks
1	Emergency light no.	EML-B1/1-TD	Location Fireman Lift /B1/TD	-		N	
2	Emergency light no.	EML-G/1-TD	Location Fireman Lift /G/TD	-		N	
3	Emergency light no.	EML-F/1-TD	Location Fireman Lift /F/TD	-		N	
4	Emergency light no.	EML-D/1-TD	Location Fireman Lift /D/TD	-		N	
5	Emergency light no.	EML-8/1-TD	Location Fireman Lift /8/TD	-		N	
6	Emergency light no.	EML-9/1-TD	Location Fireman Lift /9/TD	-		N	
7	Emergency light no.	EML-10/1-TD	Location Fireman Lift /10/TD	-		N	
8	Emergency light no.	EML-11/1-TD	Location Fireman Lift /11/TD	-		N	
9	Emergency light no.	EML-12/1-TD	Location Fireman Lift /12/TD	-		N	
10	Emergency light no.	EML-AA/1-TD	Location Fireman Lift /AA/TD	-		N	
11	Emergency light no.	EML-14/1-TD	Location Fireman Lift /14/TD	-		N	
12	Emergency light no.	EML-15/1-TD	Location Fireman Lift /15/TD	-		N	
13	Emergency light no.	EML-16/1-TD	Location Fireman Lift /16/TD	-		N	
14	Emergency light no.	EML-17/1-TD	Location Fireman Lift /17/TD	-		N	
15	Emergency light no.	EML-18/1-TD	Location Fireman Lift /18/TD	-		N	
16	Emergency light no.	EML-19/1-TD	Location Fireman Lift /19/TD	-		N	
17	Emergency light no.	EML-20/1-TD	Location Fireman Lift /20/TD	-		AB	
18	Emergency light no.	EML-21/1-TD	Location Fireman Lift /21/TD	-		AB	
19	Emergency light no.	EML-22/1-TD	Location Fireman Lift /22/TD	-		N	
20	Emergency light no.	EML-23/1-TD	Location Fireman Lift /23/TD	-		N	
21	Emergency light no.	EML-24/1-TD	Location Fireman Lift /24/TD	-		N	
22	Emergency light no.	EML-25/1-TD	Location Fireman Lift /25/TD	-		N	
23	Emergency light no.	EML-26/1-TD	Location Fireman Lift /26/TD	-		N	
24	Emergency light no.	EML-27/1-TD	Location Fireman Lift /27/TD	-		N	
25	Emergency light no.	EML-28/1-TD	Location Fireman Lift /28/TD	-		N	
26	Emergency light no.	EML-29/1-TD	Location Fireman Lift /29/TD	-		AB	
27	Emergency light no.	EML-30/1-TD	Location Fireman Lift /30/TD	-		N	
28	Emergency light no.	EML-31/1-TD	Location Fireman Lift /31/TD	-		N	
29	Emergency light no.	EML-32/1-TD	Location Fireman Lift /32/TD	-		N	
30	Emergency light no.	EML-33/1-TD	Location Fireman Lift /33/TD	-		N	
31	Emergency light no.	EML-34/1-TD	Location Fireman Lift /34/TD	-		N	

Comment :

Note : 3.) N = Normal ; AB = Abnormal ; F = Fail

PM by :	Verified by	Approved by :
Signature :	Signature by :	Signature :
Date : 3/8/65	Date : 3-8-65	Date : 3-8-65

Date :

PM by :	Verified by	Approved by :
Signature : 	Signature by : 	Signature : 
Date : 3/8/65	Date : 3-8-65	Date : 3-8-65



BUILDING : Millennium

Ref No : PPM-EE-014

PREVENTIVE MAINTENANCE CHECKLIST FOR Emergency Light Stair

Rev. Date : 16-08-65

EQUIPMENT NUMBER: EML B-30 T D

TYPE OF MAINTENANCE

W

M

2M

Q

H

Y

LOCATION: Stair 4 FL. B-30 T D

NO.	TASK DESCRIPTION		PM Code	MEASUREMENT	Status (N/A B/F)	Remarks
1	Emergency light no.	EML-B1/4- TC	Location Stair 1/B1/TC	-	N	
2	Emergency light no.	EML-G/3-TC	Location Stair 1/G/TC	-	N	
3	Emergency light no.	EML-F/4-TC	Location Stair 1/2/TC	-	N	
4	Emergency light no.	EML-F1/4-TC	Location Stair 1/3/TC	-	AB	1100
5	Emergency light no.	EML-F2/4-TC	Location Stair 1/4/TC	-	N	
6	Emergency light no.	EML-F3/4-TC	Location Stair 1/5/TC	-	N	
7	Emergency light no.	EML-F4/4-TC	Location Stair 1/F/TC	-	N	
8	Emergency light no.	EML-D/4-TC	Location Stair 1/D/TC	-	N	
9	Emergency light no.	EML-8/3-TC	Location Stair 1/8/TC	-	AB	1115
10	Emergency light no.	EML-9/3-TC	Location Stair 1/9/TC	-	N	
11	Emergency light no.	EML-10/3-TC	Location Stair 1/10/TC	-	N	
12	Emergency light no.	EML-11/3-TC	Location Stair 1/11/TC	-	AB	1127
13	Emergency light no.	EML-12/3-TC	Location Stair 1/12/TC	-	N	
14	Emergency light no.	EML-AA/3-TC	Location Stair 1/AA/TC	-	N	
15	Emergency light no.	EML-14/3-TC	Location Stair 1/14/TC	-	N	
16	Emergency light no.	EML-15/3-TC	Location Stair 1/15/TC	-	N	
17	Emergency light no.	EML-16/3-TC	Location Stair 1/16/TC	-	N	
18	Emergency light no.	EML-17/3-TC	Location Stair 1/17/TC	-	N	
19	Emergency light no.	EML-18/3-TC	Location Stair 1/18/TC	-	N	
20	Emergency light no.	EML-19/3-TC	Location Stair 1/19/TC	-	AB	1159
21	Emergency light no.	EML-20/3-TC	Location Stair 1/20/TC	-	N	
22	Emergency light no.	EML-21/3-TC	Location Stair 1/21/TC	-	N	
23	Emergency light no.	EML-22/3-TC	Location Stair 1/22/TC	-	AB	1171
24	Emergency light no.	EML-23/3-TC	Location Stair 1/23/TC	-	AB	1175
25	Emergency light no.	EML-24/3-TC	Location Stair 1/24/TC	-	N	
26	Emergency light no.	EML-25/3-TC	Location Stair 1/25/TC	-	AB	1183
27	Emergency light no.	EML-26/3-TC	Location Stair 1/26/TC	-	N	
28	Emergency light no.	EML-27/3-TC	Location Stair 1/27/TC	-	N	
29	Emergency light no.	EML-28/3-TC	Location Stair 1/28/TC	-	AB	1195
30	Emergency light no.	EML-29/3-TC	Location Stair 1/29/TC	-	AB	1199
31	Emergency light no.	EML-30/3-TC	Location Stair 1/30/TC	-	AB	1203

Comment :

3, 10, 11, 19, 22, 23, 25, 28, 29, 30

Note : 3.) N = Normal ; AB = Abnormal ; F = Fail

PM by :	Verified by	Approved by :
Signature:	Signature by:	Signature:
Date: 16-08-65	Date: 16-8-65	Date: 16-8-65



BUILDING : Millennium

Ref No : PPM-EE-014

PREVENTIVE MAINTENANCE CHECKLIST FOR Emergency Light Stair ↓

Rev. Date : 15-08-65

EQUIPMENT NUMBER: EML 31-H58 T.D

TYPE OF MAINTENANCE

W

M

2M

Q

H

Y

LOCATION: Stair FL. 31-H58 T.D

NO.	TASK DESCRIPTION		PM Code	MEASUREMENT	Status (N/A B/F)	Remarks
32	Emergency light no.	EML-31/3-TC Location Stair 1/31/TC	-		AB	1207
33	Emergency light no.	EML-32/3-TC Location Stair 1/32/TC	-		N	
34	Emergency light no.	EML-33/3-TC Location Stair 1/33/TC	-		N	
35	Emergency light no.	EML-34/3-TC Location Stair 1/34/TC	-		N	
36	Emergency light no.	EML-35/3-TC Location Stair 1/35/TC	-		AB	1227
37	Emergency light no.	EML-36/3-TC Location Stair 1/36/TC	-		N	
38	Emergency light no.	EML-37/3-TC Location Stair 1/37/TC	-		N	
39	Emergency light no.	EML-38/3-TC Location Stair 1/38/TC	-		AB	1235
40	Emergency light no.	EML-39/3-TC Location Stair 1/39/TC	-		N	
41	Emergency light no.	EML-40/3-TC Location Stair 1/40/TC	-		N	
42	Emergency light no.	EML-41/3-TC Location Stair 1/41/TC	-		AB	1247
43	Emergency light no.	EML-42/3-TC Location Stair 1/42/TC	-		N	
44	Emergency light no.	EML-43/3-TC Location Stair 1/43/TC	-		N	
45	Emergency light no.	EML-44/3-TC Location Stair 1/44/TC	-		N	
46	Emergency light no.	EML-45/3-TC Location Stair 1/45/TB	-		N	
47	Emergency light no.	EML-46/3-TC Location Stair 1/46/TC	-		N	
48	Emergency light no.	EML-47/3-TC Location Stair 1/47/TC	-		AB	1271
49	Emergency light no.	EML-48/5-TC Location Stair 1/48/TC	-		N	
50	Emergency light no.	EML-49/4-TC Location Stair 1/49/TC	-		N	
51	Emergency light no.	EML-50/3-TC Location Stair 1/50/TC	-		AB	1286
52	Emergency light no.	EML-51/3-TC Location Stair 1/51/TC	-		N	
53	Emergency light no.	EML-52/3-TC Location Stair 1/52/TC	-		N	
54	Emergency light no.	EML-53/3-TC Location Stair 1/53/TC	-		N	
55	Emergency light no.	EML-R/7-TC Location Stair 1/54/TC	-		N	
56	Emergency light no.	EML-M/5-TC Location Stair 1/55/TC	-		N	
57	Emergency light no.	EML-W/1-TC Location Stair 1/54/TC	-		N	
58	Emergency light no.	EML-H/1-TC Location Stair 1/56/TC	-		N	
59	Emergency light no.	EML-H1/1-TC Location Stair 1/57/TC	-		N	
60	Emergency light no.	EML-H2/1-TC Location Stair 1/58/TC	-		N	
	Emergency light no.	Location	-			
	Emergency light no.	Location	-			

Comment :

2106 6 m 54 31, 36, 38, 41, 47, 50

Note : 3.) N = Normal ; AB = Abnormal ; F = Fail

PM by :	Verified by	Approved by :
Signature :	Signature by :	Signature :
Date : 15-08-65	Date : 16-8-65	Date : 16-8-65

BUILDING : Millennium Residence@Sukhumvit

Ref No : PPM-EE-014

PREVENTIVE MAINTENANCE CHECKLIST FOR : Emergency Light Stair 2 Tower D

Rev. Date : 17-8-65

EQUIPMENT NUMBER : EML-B1/5-TD - EML-30/4-TD

TYPE OF MAINTENANCE

W M 2M Q H Y




LOCATION : Stair 2/B1/TD - Stair 2/30/TD

NO.	TASK DESCRIPTION	PM Code	MEASUREMENT	Status (N/A B/F)	Remarks
1	Emergency light no. EML-B1/5-TD Location Stair 2/B1/TD	-		N	
2	Emergency light no. EML-G/4-TD Location Stair 2/L/TD	-		AB	1099.
3	Emergency light no. EML-F/5-TD Location Stair 2/F/TD	-		2	
4	Emergency light no. EML-F1/5-TD Location Stair 2/F/TD	-		AB	1105
5	Emergency light no. EML-F2/5-TD Location Stair 2/F/TD	-		2	
6	Emergency light no. EML-F3/5-TD Location Stair 2/F/TD	-		2	
7	Emergency light no. EML-F4/5-TD Location Stair 2/F/TD	-		AB	1107
8	Emergency light no. EML-D/5-TD Location Stair 2/D/TD	-		2	
9	Emergency light no. EML-8/4-TD Location Stair 2/8/TD	-		2	
10	Emergency light no. EML-9/4-TD Location Stair 2/9/TD	-		AB	1120
11	Emergency light no. EML-10/4-TD Location Stair 2/10/TD	-		2	
12	Emergency light no. EML-11/4-TD Location Stair 2/11/TD	-		2	
13	Emergency light no. EML-12/4-TD Location Stair 2/12/TD	-		2	
14	Emergency light no. EML-AA/4-TD Location Stair 2/AA/TD	-		AB	1136
15	Emergency light no. EML-14/4-TD Location Stair 2/14/TD	-		AB	1140
16	Emergency light no. EML-15/4-TD Location Stair 2/15/TD	-		2	
17	Emergency light no. EML-16/4-TD Location Stair 2/16/TD	-		2	
18	Emergency light no. EML-17/4-TD Location Stair 2/17/TD	-		AB	1152.
19	Emergency light no. EML-18/4-TD Location Stair 2/18/TD	-		2	
20	Emergency light no. EML-19/4-TD Location Stair 2/19/TD	-		2	
21	Emergency light no. EML-20/4-TD Location Stair 2/20/TD	-		AB	1164.
22	Emergency light no. EML-21/4-TD Location Stair 2/21/TD	-		AB	1168.
23	Emergency light no. EML-22/4-TD Location Stair 2/22/TD	-		2	
24	Emergency light no. EML-23/4-TD Location Stair 2/23/TD	-		2	
25	Emergency light no. EML-24/4-TD Location Stair 2/24/TD	-		2	
26	Emergency light no. EML-25/4-TD Location Stair 2/25/TD	-		2	
27	Emergency light no. EML-26/4-TD Location Stair 2/26/TD	-		AB	1188
28	Emergency light no. EML-27/4-TD Location Stair 2/27/TD	-		2	
29	Emergency light no. EML-28/4-TD Location Stair 2/28/TD	-		2	
30	Emergency light no. EML-29/4-TD Location Stair 2/29/TD	-		2	
31	Emergency light no. EML-30/4-TD Location Stair 2/30/TD	-		AB	1204.

Comment :

* 2, 4, 6, 9, AA, 14, 17, 20, 21, 26, 30 650 522 11 and

Note : 3.) N = Normal ; AB = Abnormal ; F = Fail

PM by :	Verified by :	Approved by :
Signature : 	Signature by : 	Signature : 
Date : 17-8-65.	Date : 18-8-65	Date : 18.8.65

BUILDING : Millennium

Ref No : PPM-EE-014

PREVENTIVE MAINTENANCE CHECKLIST FOR EMERGENCY LIGHT UNIT LIST

Rev. Date : 09/06/2018

EQUIPMENT NUMBER: Club house

TYPE OF MAINTENANCE

W

M

2M

Q

H

Y

LOCATION: Club House ชั้น B3 – B1

NO.	TASK DESCRIPTION			PM Code	MEASUREMENT	Status (N/A B/F)	Remarks
1	Emergency light no.	EML-B3/1-CH	Location Carpark /B3/CH	-		2	
2	Emergency light no.	EML-B3/2-CH	Location ST2/B3/CH	-		2	
3	Emergency light no.	EML-B3/3-CH	Location Carpark /B3/CH	-		2	
4	Emergency light no.	EML-B3/4-CH	Location Carpark /B3/CH	-		2	
5	Emergency light no.	EML-B3/5-CH	Location ST1/B3/CH	-		2	
6	Emergency light no.	EML-B3/6-CH	Location Lift Lobby 1/B3/CH	-		2	
7	Emergency light no.	EML-B3/7-CH	Location Carpark /B3/CH	-		2	
8	Emergency light no.	EML-B3/8-CH	Location Carpark /B3/CH	-		2	
9	Emergency light no.	EML-B3/9-CH	Location ST3/B3/CH	-		2	
10	Emergency light no.	EML-B3/10-CH	Location Carpark /B3/CH	-		2	
11	Emergency light no.	EML-B3/11-CH	Location Carpark /B3/CH	-		2	
12	Emergency light no.	EML-B3/12-CH	Location ST4/B3/CH	-		2	
13	Emergency light no.	EML-B3/13-CH	Location Carpark /B3/CH	-		2	
14	Emergency light no.	EML-B2/1-CH	Location Carpark /B2/CH	-		2	
15	Emergency light no.	EML-B2/2-CH	Location ST2/B2/CH	-		2	
16	Emergency light no.	EML-B2/3-CH	Location Carpark /B2/CH	-		2	
17	Emergency light no.	EML-B2/4-CH	Location Carpark /B2/CH	-		2	
18	Emergency light no.	EML-B2/5-CH	Location ST1/B2/CH	-		2	
19	Emergency light no.	EML-B2/6-CH	Location Lift Lobby 1/B2/CH	-		2	
20	Emergency light no.	EML-B2/7-CH	Location Carpark /B2/CH	-		2	
21	Emergency light no.	EML-B2/8-CH	Location Carpark /B2/CH	-		2	
22	Emergency light no.	EML-B2/9-CH	Location ST3/B2/CH	-		2	
23	Emergency light no.	EML-B2/10-CH	Location Carpark /B2/CH	-		2	
24	Emergency light no.	EML-B2/11-CH	Location Carpark /B2/CH	-		2	
25	Emergency light no.	EML-B2/12-CH	Location ST4/B2/CH	-		2	
26	Emergency light no.	EML-B2/13-CH	Location Carpark /B2/CH	-		2	
27	Emergency light no.	EML-B1/1-CH	Location Carpark /B1/CH	-		AB	
28	Emergency light no.	EML-B1/2-CH	Location ST2/B1/CH	-		2	
29	Emergency light no.	EML-B1/3-CH	Location Carpark /B1/CH	-		2	
30	Emergency light no.	EML-B1/4-CH	Location Carpark /B1/CH	-		AB	
31	Emergency light no.	EML-B1/5-CH	Location ST1/B1/CH	-		2	

Comment :

Note : 3.) N = Normal ; AB = Abnormal ; F = Fail

PM by :	Verified by	Approved by :
Signature : <u>103M</u>	Signature by : <u>Signature</u>	Signature : <u>Signature</u>
Date : <u>16 / 8 / 65</u>	Date : <u>16-8-65</u>	Date : <u>16-8-65</u>

BUILDING : Millennium

Ref No : PPM-EE-014

PREVENTIVE MAINTENANCE CHECKLIST FOR EMERGENCY LIGHT UNIT LIST

Rev. Date : 09/06/2018

EQUIPMENT NUMBER: Club house/Carpark

TYPE OF MAINTENANCE

W

M

2M

Q

H

Y

LOCATION: Club House ชั้น B1 - 2

NO.	TASK DESCRIPTION		PM Code	MEASUREMENT	Status (N/A B/F)	Remarks
32	Emergency light no.	EML-B1/6-CH Location Lift Lobby 1/B1/CH	-		22	
33	Emergency light no.	EML-B1/7-CH Location Carpark /B1/CH	-		22	
34	Emergency light no.	EML-B1/8-CH Location Carpark /B1/CH	-		22	
35	Emergency light no.	EML-B1/9-CH Location Pump Room /B1/CH	-		22	
36	Emergency light no.	EML-B1/10-CH Location ST3/B1/CH	-		22	
37	Emergency light no.	EML-B1/11-CH Location Carpark /B1/CH	-		22	
38	Emergency light no.	EML-B1/12-CH Location Carpark /B1/CH	-		22	
39	Emergency light no.	EML-B1/13-CH Location ST4/B1/CH	-		22	
40	Emergency light no.	EML-B1/14-CH Location Carpark /B1/CH	-		22	
41	Emergency light no.	EML-G/1-CH Location Carpark /G/CH	-		AB	
42	Emergency light no.	EML-G/2-CH Location ST2/G/CH	-		22	
43	Emergency light no.	EML-G/3-CH Location Carpark /G/CH	-		22	
44	Emergency light no.	EML-G/4-CH Location Carpark /G/CH	-		22	
45	Emergency light no.	EML-G/5-CH Location ST1/G/CH	-		22	
46	Emergency light no.	EML-G/6-CH Location Lift Lobby 1/G/CH	-		22	
47	Emergency light no.	EML-G/7-CH Location Control Room/G/CH	-		22	
48	Emergency light no.	EML-G/8-CH Location MEA Room/G/CH	-		22	
49	Emergency light no.	EML-G/9-CH Location High Voltage Room/G/CH	-		22	
50	Emergency light no.	EML-G/10-CH Location Generator Room/G/CH	-		22	
51	Emergency light no.	EML-G/11-CH Location Generator Room/G/CH	-		22	
52	Emergency light no.	EML-G/12-CH Location RSU Room/G/CH	-		22	
53	Emergency light no.	EML-G/13-CH Location Carpark /G/CH	-		22	
54	Emergency light no.	EML-G/14-CH Location ST3/G/CH	-		22	
55	Emergency light no.	EML-G/15-CH Location Carpark /G/CH	-		22	
56	Emergency light no.	EML-G/16-CH Location Carpark /G/CH	-		22	
57	Emergency light no.	EML-G/17-CH Location ST4/G/CH	-		22	
58	Emergency light no.	EML-G/18-CH Location Carpark /G/CH	-		22	
59	Emergency light no.	EML-2/1-CH Location Carpark /2/CH	-		AB	
60	Emergency light no.	EML-2/2-CH Location ST2/2/CH	-		22	
61	Emergency light no.	EML-2/3-CH Location Carpark /2/CH	-		22	
62	Emergency light no.	EML-2/4-CH Location Carpark /2/CH	-		22	

Comment :

Note : 3.) N = Normal ; AB = Abnormal ; F = Fail

PM by :	Verified by	Approved by :
Signature : 103m	Signature by : 07912	Signature : 07912
Date : 16 / 8 / 65	Date : 16-8-65	Date : 16-8-65

BUILDING : Millennium

Ref No : PPM-EE-014

PREVENTIVE MAINTENANCE CHECKLIST FOR EMERGENCY LIGHT UNIT LIST

Rev. Date : 09/06/2018

EQUIPMENT NUMBER: Club house/Carpark

TYPE OF MAINTENANCE

W

(M)

2M

Q

H

Y

LOCATION: Club House 2 - 5

NO.	TASK DESCRIPTION			PM Code	MEASUREMENT	Status (N/A B/F)	Remarks
63	Emergency light no.	EML-2/5-CH	Location ST1/2/CH	-			
64	Emergency light no.	EML-2/6-CH	Location Lift Lobby 1/2/CH	-		AB	
65	Emergency light no.	EML-2/7-CH	Location Carpark /2/CH	-		N	
66	Emergency light no.	EML-2/8-CH	Location Carpark /2/CH	-		N	
67	Emergency light no.	EML-2/9-CH	Location ST3/2/CH	-		N	
68	Emergency light no.	EML-2/11-CH	Location Carpark /2/CH	-		N	
69	Emergency light no.	EML-2/12-CH	Location ST4/2/CH	-		N	
70	Emergency light no.	EML-2/13-CH	Location Carpark /2/CH	-		N	
71	Emergency light no.	EML-3/1-CH	Location Carpark /3/CH	-		N	
72	Emergency light no.	EML-3/2-CH	Location ST1/3/CH	-		N	
73	Emergency light no.	EML-3/3-CH	Location Carpark /3/CH	-		N	
74	Emergency light no.	EML-3/4-CH	Location Carpark /3/CH	-		N	
75	Emergency light no.	EML-3/5-CH	Location ST2/3/CH	-		N	
76	Emergency light no.	EML-3/6-CH	Location Carpark /3/CH	-		AB	
77	Emergency light no.	EML-3/7-CH	Location Carpark /3/CH	-		N	
78	Emergency light no.	EML-3/8-CH	Location Carpark /3/CH	-		N	
79	Emergency light no.	EML-3/9-CH	Location ST3/3/CH	-		N	
80	Emergency light no.	EML-3/10-CH	Location Carpark /3/CH	-		N	
81	Emergency light no.	EML-3/11-CH	Location Carpark /3/CH	-		N	
82	Emergency light no.	EML-3/12-CH	Location ST4/3/CH	-		AB	
83	Emergency light no.	EML-3/13-CH	Location Carpark /3/CH	-		N	
84	Emergency light no.	EML-4/1-CH	Location Lift Lobby 1/4/CH	-		N	
85	Emergency light no.	EML-4/2-CH	Location ST1/4/CH	-		N	
86	Emergency light no.	EML-4/3-CH	Location ST2/4/CH	-		AB	
87	Emergency light no.	EML-4/4-CH	Location ST4/4/CH	-		N	
88	Emergency light no.	EML-5/1-CH	Location Lift Lobby 1/5/CH	-		AB	
89	Emergency light no.	EML-5/2-CH	Location ST1/5/CH	-		N	
	Emergency light no.		Location	-			
	Emergency light no.		Location	-			
	Emergency light no.		Location	-			
	Emergency light no.		Location	-			

Comment :

Note : 3.) N = Normal ; AB = Abnormal ; F = Fail

PM by :	Verified by	Approved by :
Signature : 103m	Signature by : 27910	Signature : 27910
Date : 16 / 8 / 65	Date : 16 - 8 - 65	Date : 16 - 8 - 65

BUILDING : Millennium

Ref No : PPM-EE-014

PREVENTIVE MAINTENANCE CHECKLIST FOR Emergency Light Shaft EE

Rev. Date : 7-10-65

EQUIPMENT NUMBER: EML B-31 TA

TYPE OF MAINTENANCE

W

M

2M

Q

H

Y

LOCATION: Shaft EE B-31 FL. TA

NO.	TASK DESCRIPTION		PM Code	MEASUREMENT	Status (N/A B/F)	Remarks
1	Emergency light no.	EML-B1/3-TA	Location	Shaft EE/B1/TA	-	N
2	Emergency light no.	EML-B1/6-TA	Location	EE Room/B1/TA	-	N
3	Emergency light no.	EML-B1/7-TA	Location	EE Room/B1/TA	-	N
4	Emergency light no.	EML-B1/8-TA	Location	EE Room/B1/TA	-	N
5	Emergency light no.	EML-G/2-TA	Location	Shaft EE/G/TA	-	N
6	Emergency light no.	EML-F/2-TA	Location	Shaft EE/F/TA	-	N
7	Emergency light no.	EML-D/2-TA	Location	Shaft EE/D/TA	-	N
8	Emergency light no.	EML-8/2-TA	Location	Shaft EE/8/TA	-	N
9	Emergency light no.	EML-9/2-TA	Location	Shaft EE/9/TA	-	N
10	Emergency light no.	EML-10/2-TA	Location	Shaft EE/10/TA	-	N
11	Emergency light no.	EML-11/2-TA	Location	Shaft EE/11/TA	-	AB
12	Emergency light no.	EML-12/2-TA	Location	Shaft EE/12/TA	-	N
13	Emergency light no.	EML-AA/2-TA	Location	Shaft EE/AA/TA	-	AB
14	Emergency light no.	EML-14/2-TA	Location	Shaft EE/14/TA	-	N
15	Emergency light no.	EML-15/2-TA	Location	Shaft EE/15/TA	-	N
16	Emergency light no.	EML-16/2-TA	Location	Shaft EE/16/TA	-	N
17	Emergency light no.	EML-17/2-TA	Location	Shaft EE/17/TA	-	N
18	Emergency light no.	EML-18/2-TA	Location	Shaft EE/18/TA	-	AB
19	Emergency light no.	EML-19/2-TA	Location	Shaft EE/19/TA	-	N
20	Emergency light no.	EML-20/2-TA	Location	Shaft EE/20/TA	-	N
21	Emergency light no.	EML-21/2-TA	Location	Shaft EE/21/TA	-	N
22	Emergency light no.	EML-22/2-TA	Location	Shaft EE/22/TA	-	N
23	Emergency light no.	EML-23/2-TA	Location	Shaft EE/23/TA	-	N
24	Emergency light no.	EML-24/2-TA	Location	Shaft EE/24/TA	-	N
25	Emergency light no.	EML-25/2-TA	Location	Shaft EE/25/TA	-	AB
26	Emergency light no.	EML-26/2-TA	Location	Shaft EE/26/TA	-	AB
27	Emergency light no.	EML-27/2-TA	Location	Shaft EE/27/TA	-	N
28	Emergency light no.	EML-28/2-TA	Location	Shaft EE/28/TA	-	N
29	Emergency light no.	EML-29/2-TA	Location	Shaft EE/29/TA	-	AB
30	Emergency light no.	EML-30/2-TA	Location	Shaft EE/30/TA	-	N
31	Emergency light no.	EML-31/2-TA	Location	Shaft EE/31/TA	-	AB

Comment :

Note : 3.) N = Normal ; AB = Abnormal ; F = Fail

PM by :	Verified by	Approved by :
Signature : กิตติคุณ, ๐๕๖๖	Signature by : ๐๕๖๖/๑๕๖๖	Signature : ๐๕๖๖
Date : 7-10-65	Date : 7-10-65	Date : 7/10/65

BUILDING : Millennium

Ref No : PPM-EE-014

PREVENTIVE MAINTENANCE CHECKLIST FOR Emergency Light Shaft EE

Rev. Date : 01/05/2010

EQUIPMENT NUMBER: EML 32-53 TA

TYPE OF MAINTENANCE

W

M

2M

Q

H




Y

LOCATION: Shaft EE 32-53 FL. TA

NO.	TASK DESCRIPTION		PM Code	MEASUREMENT	Status (N/A B/F)	Remarks
32	Emergency light no.	EML-32/2-TA Location Shaft EE/32/TA	-	A		
33	Emergency light no.	EML-33/2-TA Location Shaft EE/33/TA	-	AB		
34	Emergency light no.	EML-34/2-TA Location Shaft EE/34/TA	-	N		
35	Emergency light no.	EML-35/2-TA Location Shaft EE /35/TA	-	N		
36	Emergency light no.	EML-36/2-TA Location Shaft EE/36/TA	-	AB		
37	Emergency light no.	EML-37/2-TA Location Shaft EE/37/TA	-	N		
38	Emergency light no.	EML-38/2-TA Location Shaft EE/38/TA	-	N		
39	Emergency light no.	EML-39/2-TA Location Shaft EE/39/TA	-	N		
40	Emergency light no.	EML-40/2-TA Location Shaft EE/40/TA	-	N		
41	Emergency light no.	EML-41/2-TA Location Shaft EE/41/TA	-	N		
42	Emergency light no.	EML-42/2-TA Location Shaft EE/42/TA	-	N		
43	Emergency light no.	EML-43/2-TA Location Shaft EE/43/TA	-	N		
44	Emergency light no.	EML-44/2-TA Location Shaft EE/44/TA	-	N		
45	Emergency light no.	EML-45/2-TA Location Shaft EE/45/TA	-	N		
46	Emergency light no.	EML-46/2-TA Location Shaft EE/46/TA	-	N		
47	Emergency light no.	EML-47/2-TA Location Shaft EE/47/TA	-	N		
48	Emergency light no.	EML-48/2-TA Location Shaft EE/48/TA	-	N		
49	Emergency light no.	EML-48/5-TA Location Fan Room 1/48/TA	-	N		
50	Emergency light no.	EML-48/6-TA Location Fan Room 2/48/TA	-	N		
51	Emergency light no.	EML-49/2-TA Location Shaft EE/49/TA	-	N		
52	Emergency light no.	EML-49/3-TA Location Lift Low Zone/49/TA	-	N		
53	Emergency light no.	EML-50/2-TA Location Shaft EE/50/TA	-	N		
54	Emergency light no.	EML-51/2-TA Location Shaft EE/51/TA	-	N		
55	Emergency light no.	EML-52/2-TA Location Corridor/R/TA	-	N		
56	Emergency light no.	EML-52/3-TA Location Corridor/R/TA	-	N		
57	Emergency light no.	EML-52/4-TA Location Fan Room/R/TA	-	N		
58	Emergency light no.	EML-52/6-TA Location Shaft EE/R/TA	-	N		
59	Emergency light no.	EML-53/1-TA Location Lift High Zone/M/TA	-	N		
60	Emergency light no.	EML-53/2-TA Location Pump Room/M/TA	-	N		
61	Emergency light no.	EML-53/3-TA Location Lift Service Zone/M/TA	-	N		
62	Emergency light no.	EML-53/4-TA Location Corridor/M/TA	-	N		

Comment :

Note : 3.) N = Normal ; AB = Abnormal ; F = Fail

PM by :	Verified by	Approved by :
Signature : 	Signature by : 	Signature : 
Date : 7-10-65	Date : 7-10-65	Date : 7/10/65

**BUILDING :** Millennium**Ref No :** PPM-EE-014**PREVENTIVE MAINTENANCE CHECKLIST FOR Emergency Light Fireman Lift****Rev. Date :** 7-10-65**EQUIPMENT NUMBER:** EML B-34 TA**TYPE OF MAINTENANCE****W****M****2M****Q****H****Y****LOCATION:** Fireman Lift B-34 FL. TA

NO.	TASK DESCRIPTION			PM Code	MEASUREMENT	Status (N/A B/F)	Remarks
1	Emergency light no.	EML-B1/1-TA	Location Fireman Lift /B1/TA	-		N	
2	Emergency light no.	EML-G/1-TA	Location Fireman Lift /G/TA	-		N	
3	Emergency light no.	EML-F/1-TA	Location Fireman Lift /F/TA	-		N	
4	Emergency light no.	EML-D/1-TA	Location Fireman Lift /D/TA	-		N	
5	Emergency light no.	EML-8/1-TA	Location Fireman Lift /8/TA	-		N	
6	Emergency light no.	EML-9/1-TA	Location Fireman Lift /9/TA	-		N	
7	Emergency light no.	EML-10/1-TA	Location Fireman Lift /10/TA	-		N	
8	Emergency light no.	EML-11/1-TA	Location Fireman Lift /11/TA	-		N	
9	Emergency light no.	EML-12/1-TA	Location Fireman Lift /12/TA	-		N	
10	Emergency light no.	EML-AA/1-TA	Location Fireman Lift /AA/TA	-		N	
11	Emergency light no.	EML-14/1-TA	Location Fireman Lift /14/TA	-		N	
12	Emergency light no.	EML-15/1-TA	Location Fireman Lift /15/TA	-		AB	04A1
13	Emergency light no.	EML-16/1-TA	Location Fireman Lift /16/TA	-		N	
14	Emergency light no.	EML-17/1-TA	Location Fireman Lift /17/TA	-		N	
15	Emergency light no.	EML-18/1-TA	Location Fireman Lift /18/TA	-		N	
16	Emergency light no.	EML-19/1-TA	Location Fireman Lift /19/TA	-		N	
17	Emergency light no.	EML-20/1-TA	Location Fireman Lift /20/TA	-		N	
18	Emergency light no.	EML-21/1-TA	Location Fireman Lift /21/TA	-		N	
19	Emergency light no.	EML-22/1-TA	Location Fireman Lift /22/TA	-		N	
20	Emergency light no.	EML-23/1-TA	Location Fireman Lift /23/TA	-		N	
21	Emergency light no.	EML-24/1-TA	Location Fireman Lift /24/TA	-		N	
22	Emergency light no.	EML-25/1-TA	Location Fireman Lift /25/TA	-		AB	04B1
23	Emergency light no.	EML-26/1-TA	Location Fireman Lift /26/TA	-		N	
24	Emergency light no.	EML-27/1-TA	Location Fireman Lift /27/TA	-		N	
25	Emergency light no.	EML-28/1-TA	Location Fireman Lift /28/TA	-		N	
26	Emergency light no.	EML-29/1-TA	Location Fireman Lift /29/TA	-		AB	04A7
27	Emergency light no.	EML-30/1-TA	Location Fireman Lift /30/TA	-		AB	0501
28	Emergency light no.	EML-31/1-TA	Location Fireman Lift /31/TA	-		N	
29	Emergency light no.	EML-32/1-TA	Location Fireman Lift /32/TA	-		N	
30	Emergency light no.	EML-33/1-TA	Location Fireman Lift /33/TA	-		AB	0513
31	Emergency light no.	EML-34/1-TA	Location Fireman Lift /34/TA	-		N	

Comment :**Note :** 3.) N = Normal ; AB = Abnormal ; F = Fail

PM by :	Verified by	Approved by :
Signature	Signature by :	Signature :
Date : 7-10-65	Date : 7-10-65	Date : 7-10-65



BUILDING : Millennium

Ref No : PPM-EE-014

PREVENTIVE MAINTENANCE CHECKLIST FOR Emergency Light Fireman Lift

Rev. Date : 4-10-65

EQUIPMENT NUMBER: EML 35-52 TA

TYPE OF MAINTENANCE

W

M

2M

Q

H

Y

LOCATION: Fireman Lift 35-52 FL. TA

NO.	TASK DESCRIPTION		PM Code	MEASUREMENT	Status (N/A B/F)	Remarks
32	Emergency light no. EML-35/1-TA	Location Fireman Lift /35/TA	-		N	
33	Emergency light no. EML-36/1-TA	Location Fireman Lift /36/TA	-		N	
34	Emergency light no. EML-37/1-TA	Location Fireman Lift /37/TA	-		N	
35	Emergency light no. EML-38/2-TA	Location Fireman Lift /38/TA	-		N	
36	Emergency light no. EML-39/1-TA	Location Fireman Lift /39/TA	-		N	
37	Emergency light no. EML-40/1-TA	Location Fireman Lift /40/TA	-		N	
38	Emergency light no. EML-41/1-TA	Location Fireman Lift /41/TA	-		N	
39	Emergency light no. EML-42/1-TA	Location Fireman Lift /42/TA	-		N	
40	Emergency light no. EML-43/1-TA	Location Fireman Lift /43/TA	-		AB	0569
41	Emergency light no. EML-44/1-TA	Location Fireman Lift /44/TA	-		N	
42	Emergency light no. EML-45/1-TA	Location Fireman Lift /45/TA	-		N	
43	Emergency light no. EML-46/1-TA	Location Fireman Lift /46/TA	-		N	
44	Emergency light no. EML-47/1-TA	Location Fireman Lift /47/TA	-		AB	0569
45	Emergency light no. EML-48/1-TA	Location Fireman Lift /48/TA	-		N	
46	Emergency light no. EML-49/1-TA	Location Fireman Lift /49/TA	-		N	
47	Emergency light no. EML-50/1-TA	Location Fireman Lift /50/TA	-		N	
48	Emergency light no. EML-51/1-TA	Location Fireman Lift /51/TA	-		N	
49	Emergency light no. EML-52/1-TA	Location Fireman Lift Lobby/R/TA	-		N	
	Emergency light no.	Location	-			
	Emergency light no.	Location	-			
	Emergency light no.	Location	-			
	Emergency light no.	Location	-			
	Emergency light no.	Location	-			
	Emergency light no.	Location	-			
	Emergency light no.	Location	-			
	Emergency light no.	Location	-			
	Emergency light no.	Location	-			
	Emergency light no.	Location	-			
	Emergency light no.	Location	-			
	Emergency light no.	Location	-			
	Emergency light no.	Location	-			
	Emergency light no.	Location	-			
	Emergency light no.	Location	-			

Comment :

Note : 3.) N = Normal ; AB = Abnormal ; F = Fail

PM by :	Verified by	Approved by :
Signature :	Signature by :	Signature :
Date : 4-10-65	Date : 7-10-65	Date : 4-10-65

BUILDING : Millennium Residence@Sukhumvit

Ref No : PPM-EE-014

PREVENTIVE MAINTENANCE CHECKLIST FOR : Emergency Light Stair 1 Tower A

Rev. Date : 18/10/65

EQUIPMENT NUMBER : EML-B1/4-TA - EML-30/3-TA

TYPE OF MAINTENANCE

W

M

2M

Q

H




Y




LOCATION : Stair 1/B1/TA - Stair 1/30/TA

NO.	TASK DESCRIPTION		PM Code	MEASUREMENT	Status (N/A B/F)	Remarks
1	Emergency light no. EML-B1/4-TA	Location Stair 1/B1/TA	-		N	
2	Emergency light no. EML-G/3-TA	Location Stair 1/L/TA	-		N	
3	Emergency light no. EML-F/4-TA	Location Stair 1/F/TA	-		N	
4	Emergency light no. EML-F1/4-TA	Location Stair 1/F/TA	-		N	
5	Emergency light no. EML-F2/4-TA	Location Stair 1/F/TA	-		N	
6	Emergency light no. EML-F3/4-TA	Location Stair 1/F/TA	-		N	
7	Emergency light no. EML-F4/4-TA	Location Stair 1/F/TA	-		N	
8	Emergency light no. EML-D/4-TA	Location Stair 1/D/TA	-		N	
9	Emergency light no. EML-8/3-TA	Location Stair 1/8/TA	-		N	
10	Emergency light no. EML-9/3-TA	Location Stair 1/9/TA	-		N	
11	Emergency light no. EML-10/3-TA	Location Stair 1/10/TA	-		AB	MRE-ME01-0423
12	Emergency light no. EML-11/3-TA	Location Stair 1/11/TA	-		N	
13	Emergency light no. EML-12/3-TA	Location Stair 1/12/TA	-		N	
14	Emergency light no. EML-AA/3-TA	Location Stair 1/AA/TA	-		N	
15	Emergency light no. EML-14/3-TA	Location Stair 1/14/TA	-		N	
16	Emergency light no. EML-15/3-TA	Location Stair 1/15/TA	-		N	
17	Emergency light no. EML-16/3-TA	Location Stair 1/16/TA	-		N	
18	Emergency light no. EML-17/3-TA	Location Stair 1/17/TA	-		N	
19	Emergency light no. EML-18/3-TA	Location Stair 1/18/TA	-		AB	MRE-ME01-0455
20	Emergency light no. EML-19/3-TA	Location Stair 1/19/TA	-		N	
21	Emergency light no. EML-20/3-TA	Location Stair 1/20/TA	-		N	
22	Emergency light no. EML-21/3-TA	Location Stair 1/21/TA	-		N	
23	Emergency light no. EML-22/3-TA	Location Stair 1/22/TA	-		N	
24	Emergency light no. EML-23/3-TA	Location Stair 1/23/TA	-		N	
25	Emergency light no. EML-24/3-TA	Location Stair 1/24/TA	-		AB	MRE-ME01-0479
26	Emergency light no. EML-25/3-TA	Location Stair 1/25/TA	-		N	
27	Emergency light no. EML-26/3-TA	Location Stair 1/26/TA	-		N	
28	Emergency light no. EML-27/3-TA	Location Stair 1/27/TA	-		N	
29	Emergency light no. EML-28/3-TA	Location Stair 1/28/TA	-		N	
30	Emergency light no. EML-29/3-TA	Location Stair 1/29/TA	-		N	
31	Emergency light no. EML-30/3-TA	Location Stair 1/30/TA	-		N	

Comment :

Note : 3.) N = Normal ; AB = Abnormal ; F = Fail

PM by :	Verified by :	Approved by :
Signature : 	Signature by : 	Signature : 
Date : 18/10/65	Date : 18/10/65	Date : 18/10/65

PM by :	Verified by :	Approved by :
Signature : 	Signature by : 	Signature : 
Date : 18/10/65	Date : 18/10/65	Date : 18/10/65



BUILDING : Millennium Residence@Sukhumvit

Ref No : PPM-EE-014

PREVENTIVE MAINTENANCE CHECKLIST FOR : Emergency Light Stair 2 Tower A

Rev. Date : 18/10/65

EQUIPMENT NUMBER : EML-B1/5-TA - EML-30/4-TA

TYPE OF MAINTENANCE

W

M

2M

Q

H

Y

LOCATION : Stair 2/B1/TA - Stair 2/30/TA

NO.	TASK DESCRIPTION		PM Code	MEASUREMENT	Status (N/A B/F)	Remarks
1	Emergency light no. EML-B1/5-TA	Location Stair 2/B1/TA	-		N	
2	Emergency light no. EML-G/4-TA	Location Stair 2/L/TA	-		AB	MRC-MEOT-0894
3	Emergency light no. EML-F/5-TA	Location Stair 2/F/TA	-		AB	MRC-MEOT-0404
4	Emergency light no. EML-F1/5-TA	Location Stair 2/F/TA	-		N	
5	Emergency light no. EML-F2/5-TA	Location Stair 2/F/TA	-		AB	MRC-MEOT-0406
6	Emergency light no. EML-F3/5-TA	Location Stair 2/F/TA	-		AB	
7	Emergency light no. EML-F4/5-TA	Location Stair 2/F/TA	-		AB	
8	Emergency light no. EML-D/5-TA	Location Stair 2/D/TA	-		AB	
9	Emergency light no. EML-8/4-TA	Location Stair 2/8/TA	-		AB	
10	Emergency light no. EML-9/4-TA	Location Stair 2/9/TA	-		AB	
11	Emergency light no. EML-10/4-TA	Location Stair 2/10/TA	-		AB	
12	Emergency light no. EML-11/4-TA	Location Stair 2/11/TA	-		AB	
13	Emergency light no. EML-12/4-TA	Location Stair 2/12/TA	-		AB	
14	Emergency light no. EML-AA/4-TA	Location Stair 2/AA/TA	-		AB	
15	Emergency light no. EML-14/4-TA	Location Stair 2/14/TA	-		AB	
16	Emergency light no. EML-15/4-TA	Location Stair 2/15/TA	-		AB	
17	Emergency light no. EML-16/4-TA	Location Stair 2/16/TA	-		AB	
18	Emergency light no. EML-17/4-TA	Location Stair 2/17/TA	-		AB	
19	Emergency light no. EML-18/4-TA	Location Stair 2/18/TA	-		AB	
20	Emergency light no. EML-19/4-TA	Location Stair 2/19/TA	-		AB	
21	Emergency light no. EML-20/4-TA	Location Stair 2/20/TA	-		AB	
22	Emergency light no. EML-21/4-TA	Location Stair 2/21/TA	-		AB	
23	Emergency light no. EML-22/4-TA	Location Stair 2/22/TA	-		AB	
24	Emergency light no. EML-23/4-TA	Location Stair 2/23/TA	-		AB	
25	Emergency light no. EML-24/4-TA	Location Stair 2/24/TA	-		AB	MRC-MEOT-0480
26	Emergency light no. EML-25/4-TA	Location Stair 2/25/TA	-		AB	
27	Emergency light no. EML-26/4-TA	Location Stair 2/26/TA	-		AB	
28	Emergency light no. EML-27/4-TA	Location Stair 2/27/TA	-		AB	
29	Emergency light no. EML-28/4-TA	Location Stair 2/28/TA	-		AB	
30	Emergency light no. EML-29/4-TA	Location Stair 2/29/TA	-		AB	MRC-MEOT-0500
31	Emergency light no. EML-30/4-TA	Location Stair 2/30/TA	-		AB	

Comment :

Note : 3.) N = Normal ; AB = Abnormal ; F = Fail

PM by :	Verified by :	Approved by :
Signature :	Signature by :	Signature :
Date : 18/10/65	Date : 18/10/65	Date : 18/10/65



BUILDING : Millennium Residence@Sukhumvit					Ref No : PPM-EE-014				
PREVENTIVE MAINTENANCE CHECKLIST FOR : Emergency Light Stair 2 Tower A					Rev. Date : 18/10/65				
EQUIPMENT NUMBER : EML-31/4-TA - EML-H1/2-TA			TYPE OF MAINTENANCE	W	M	2M	Q	H	Y
LOCATION : Stair 2/31/TA - Stair 2/H/TA									
NO.	TASK DESCRIPTION		PM Code	MEASUREMENT	Status (N/A B/F)	Remarks			
32	Emergency light no. EML-31/4-TA	Location Stair 2/31/TA	-		AB	MRL-ME01-0503			
33	Emergency light no. EML-32/4-TA	Location Stair 2/32/TA	-		22				
34	Emergency light no. EML-33/4-TA	Location Stair 2/33/TA	-		22				
35	Emergency light no. EML-34/4-TA	Location Stair 2/34/TA	-		AB	MRL-ME01-0500			
36	Emergency light no. EML-35/4-TA	Location Stair 2/35/TA	-		AB	MRL-ME01-0504			
37	Emergency light no. EML-36/4-TA	Location Stair 2/36/TA	-		22				
38	Emergency light no. EML-37/4-TA	Location Stair 2/37/TA	-		22				
39	Emergency light no. EML-38/4-TA	Location Stair 2/38/TA	-		22				
40	Emergency light no. EML-39/4-TA	Location Stair 2/39/TA	-		22				
41	Emergency light no. EML-40/4-TA	Location Stair 2/40/TA	-		AB	MRL-ME01-0544			
42	Emergency light no. EML-41/4-TA	Location Stair 2/41/TA	-		22				
43	Emergency light no. EML-42/4-TA	Location Stair 2/42/TA	-		22				
44	Emergency light no. EML-43/4-TA	Location Stair 2/43/TA	-		22				
45	Emergency light no. EML-44/4-TA	Location Stair 2/44/TA	-		22				
46	Emergency light no. EML-45/4-TA	Location Stair 2/45/TA	-		22				
47	Emergency light no. EML-46/4-TA	Location Stair 2/46/TA	-		22				
48	Emergency light no. EML-47/4-TA	Location Stair 2/47/TA	-		22				
49	Emergency light no. EML-48/4-TA	Location Stair 2/48/TA	-		AB	MRL-ME01-0576			
50	Emergency light no. EML-49/5-TA	Location Stair 2/49/TA	-		22				
51	Emergency light no. EML-50/4-TA	Location Stair 2/50/TA	-		22				
52	Emergency light no. EML-51/4-TA	Location Stair 2/51/TA	-		22				
53	Emergency light no. EML-52/8-TA	Location Stair 2/R/TA	-		22				
54	Emergency light no. EML-53/6-TA	Location Stair 2/M/TA	-		22				
55	Emergency light no. EML-W/2-TA	Location Stair 2/W/TA	-		AB	MRL-ME01-0604			
56	Emergency light no. EML-H/2-TA	Location Stair 2/H/TA	-		22				
57	Emergency light no. EML-H1/2-TA	Location Stair 2/H/TA	-		22				
Comment :									
Note : 3.) N = Normal ; AB = Abnormal ; F = Fail									
PM by :			Verified by :			Approved by :			
Signature :			Signature by :			Signature :			
Date : 18/10/65			Date : 18/10/65			Date : 18/10/65			



BUILDING : Millennium

Ref No : PPM-EE-014

PREVENTIVE MAINTENANCE CHECKLIST FOR Emergency Light Shaft EE

Rev. Date : 7-10-65

EQUIPMENT NUMBER: EML B-31 TA

TYPE OF MAINTENANCE

W

M

2M

Q

H

Y

LOCATION: Shaft EE B-31 FL. TA

NO.	TASK DESCRIPTION				PM Code	MEASUREMENT	Status (N/A B/F)	Remarks
1	Emergency light no.	EML-B1/3-TA	Location	Shaft EE/B1/TA	-	N		
2	Emergency light no.	EML-B1/6-TA	Location	EE Room/B1/TA	-	N		
3	Emergency light no.	EML-B1/7-TA	Location	EE Room/B1/TA	-	N		
4	Emergency light no.	EML-B1/8-TA	Location	EE Room/B1/TA	-	N		
5	Emergency light no.	EML-G/2-TA	Location	Shaft EE/G/TA	-	N		
6	Emergency light no.	EML-F/2-TA	Location	Shaft EE/F/TA	-	N		
7	Emergency light no.	EML-D/2-TA	Location	Shaft EE/D/TA	-	N		
8	Emergency light no.	EML-8/2-TA	Location	Shaft EE/8/TA	-	N		
9	Emergency light no.	EML-9/2-TA	Location	Shaft EE/9/TA	-	N		
10	Emergency light no.	EML-10/2-TA	Location	Shaft EE/10/TA	-	N		
11	Emergency light no.	EML-11/2-TA	Location	Shaft EE/11/TA	-	AB		
12	Emergency light no.	EML-12/2-TA	Location	Shaft EE/12/TA	-	N		
13	Emergency light no.	EML-AA/2-TA	Location	Shaft EE/AA/TA	-	AB		
14	Emergency light no.	EML-14/2-TA	Location	Shaft EE/14/TA	-	N		
15	Emergency light no.	EML-15/2-TA	Location	Shaft EE/15/TA	-	N		
16	Emergency light no.	EML-16/2-TA	Location	Shaft EE/16/TA	-	N		
17	Emergency light no.	EML-17/2-TA	Location	Shaft EE/17/TA	-	N		
18	Emergency light no.	EML-18/2-TA	Location	Shaft EE/18/TA	-	AB		
19	Emergency light no.	EML-19/2-TA	Location	Shaft EE/19/TA	-	N		
20	Emergency light no.	EML-20/2-TA	Location	Shaft EE/20/TA	-	N		
21	Emergency light no.	EML-21/2-TA	Location	Shaft EE/21/TA	-	N		
22	Emergency light no.	EML-22/2-TA	Location	Shaft EE/22/TA	-	N		
23	Emergency light no.	EML-23/2-TA	Location	Shaft EE/23/TA	-	N		
24	Emergency light no.	EML-24/2-TA	Location	Shaft EE/24/TA	-	N		
25	Emergency light no.	EML-25/2-TA	Location	Shaft EE/25/TA	-	AB		
26	Emergency light no.	EML-26/2-TA	Location	Shaft EE/26/TA	-	AB		
27	Emergency light no.	EML-27/2-TA	Location	Shaft EE/27/TA	-	N		
28	Emergency light no.	EML-28/2-TA	Location	Shaft EE/28/TA	-	N		
29	Emergency light no.	EML-29/2-TA	Location	Shaft EE/29/TA	-	AB		
30	Emergency light no.	EML-30/2-TA	Location	Shaft EE/30/TA	-	N		
31	Emergency light no.	EML-31/2-TA	Location	Shaft EE/31/TA	-	AB		

Comment :

Note : 3.) N = Normal ; AB = Abnormal ; F = Fail

PM by :

Verified by

Approved by :

Signature : กิตติคุณ, ๓๕๖

Signature by : ๓๕๖/๓๕๖

Signature :

Date : 7-10-65

Date : 7-10-65

Date :

7-10-65



BUILDING : Millennium

Ref No : PPM-EE-014

7-10-65

PREVENTIVE MAINTENANCE CHECKLIST FOR Emergency Light Shaft EE

Rev. Date : 01/06/2015

EQUIPMENT NUMBER: EML 32-53 TA

TYPE OF MAINTENANCE

W

M

2M

Q

H

Y

LOCATION: Shaft EE 32-53 FL. TA

NO.	TASK DESCRIPTION		PM Code	MEASUREMENT	Status (N/A B/F)	Remarks
32	Emergency light no.	EML-32/2-TA Location Shaft EE/32/TA	-	N		
33	Emergency light no.	EML-33/2-TA Location Shaft EE/33/TA	-	AB		
34	Emergency light no.	EML-34/2-TA Location Shaft EE/34/TA	-	N		
35	Emergency light no.	EML-35/2-TA Location Shaft EE /35/TA	-	N		
36	Emergency light no.	EML-36/2-TA Location Shaft EE/36/TA	-	AB		
37	Emergency light no.	EML-37/2-TA Location Shaft EE/37/TA	-	N		
38	Emergency light no.	EML-38/2-TA Location Shaft EE/38/TA	-	N		
39	Emergency light no.	EML-39/2-TA Location Shaft EE/39/TA	-	N		
40	Emergency light no.	EML-40/2-TA Location Shaft EE/40/TA	-	N		
41	Emergency light no.	EML-41/2-TA Location Shaft EE/41/TA	-	N		
42	Emergency light no.	EML-42/2-TA Location Shaft EE/42/TA	-	N		
43	Emergency light no.	EML-43/2-TA Location Shaft EE/43/TA	-	N		
44	Emergency light no.	EML-44/2-TA Location Shaft EE/44/TA	-	N		
45	Emergency light no.	EML-45/2-TA Location Shaft EE/45/TA	-	N		
46	Emergency light no.	EML-46/2-TA Location Shaft EE/46/TA	-	N		
47	Emergency light no.	EML-47/2-TA Location Shaft EE/47/TA	-	N		
48	Emergency light no.	EML-48/2-TA Location Shaft EE/48/TA	-	N		
49	Emergency light no.	EML-48/5-TA Location Fan Room 1/48/TA	-	N		
50	Emergency light no.	EML-48/6-TA Location Fan Room 2/48/TA	-	N		
51	Emergency light no.	EML-49/2-TA Location Shaft EE/49/TA	-	N		
52	Emergency light no.	EML-49/3-TA Location Lift Low Zone/49/TA	-	N		
53	Emergency light no.	EML-50/2-TA Location Shaft EE/50/TA	-	N		
54	Emergency light no.	EML-51/2-TA Location Shaft EE/51/TA	-	N		
55	Emergency light no.	EML-52/2-TA Location Corridor/R/TA	-	N		
56	Emergency light no.	EML-52/3-TA Location Corridor/R/TA	-	N		
57	Emergency light no.	EML-52/4-TA Location Fan Room/R/TA	-	N		
58	Emergency light no.	EML-52/6-TA Location Shaft EE/R/TA	-	N		
59	Emergency light no.	EML-53/1-TA Location Lift High Zone/M/TA	-	N		
60	Emergency light no.	EML-53/2-TA Location Pump Room/M/TA	-	N		
61	Emergency light no.	EML-53/3-TA Location Lift Service Zone/M/TA	-	N		
62	Emergency light no.	EML-53/4-TA Location Corridor/M/TA	-	N		

Comment :

Note : 3.) N = Normal ; AB = Abnormal ; F = Fail

PM by :	Verified by	Approved by :
Signature :	Signature by :	Signature :
Date : 7-10-65	Date : 7-10-65	Date : 7/10/65

BUILDING : Millennium

Ref No : PPM-EE-014

PREVENTIVE MAINTENANCE CHECKLIST FOR Emergency Light Fireman Lift

Rev. Date : 7-10-65

EQUIPMENT NUMBER: EML B-34 TA

TYPE OF MAINTENANCE

W

M

2M

Q

H

Y

LOCATION: Fireman Lift B-34 FL. TA

NO.	TASK DESCRIPTION		PM Code	MEASUREMENT	Status (N/A B/F)	Remarks
1	Emergency light no.	EML-B1/1-TA	Location	Fireman Lift /B1/TA	-	
2	Emergency light no.	EML-G/1-TA	Location	Fireman Lift /G/TA	-	
3	Emergency light no.	EML-F/1-TA	Location	Fireman Lift /F/TA	-	
4	Emergency light no.	EML-D/1-TA	Location	Fireman Lift /D/TA	-	
5	Emergency light no.	EML-8/1-TA	Location	Fireman Lift /8/TA	-	
6	Emergency light no.	EML-9/1-TA	Location	Fireman Lift /9/TA	-	
7	Emergency light no.	EML-10/1-TA	Location	Fireman Lift /10/TA	-	
8	Emergency light no.	EML-11/1-TA	Location	Fireman Lift /11/TA	-	
9	Emergency light no.	EML-12/1-TA	Location	Fireman Lift /12/TA	-	
10	Emergency light no.	EML-AA/1-TA	Location	Fireman Lift /AA/TA	-	
11	Emergency light no.	EML-14/1-TA	Location	Fireman Lift /14/TA	-	
12	Emergency light no.	EML-15/1-TA	Location	Fireman Lift /15/TA	-	
13	Emergency light no.	EML-16/1-TA	Location	Fireman Lift /16/TA	-	
14	Emergency light no.	EML-17/1-TA	Location	Fireman Lift /17/TA	-	
15	Emergency light no.	EML-18/1-TA	Location	Fireman Lift /18/TA	-	
16	Emergency light no.	EML-19/1-TA	Location	Fireman Lift /19/TA	-	
17	Emergency light no.	EML-20/1-TA	Location	Fireman Lift /20/TA	-	
18	Emergency light no.	EML-21/1-TA	Location	Fireman Lift /21/TA	-	
19	Emergency light no.	EML-22/1-TA	Location	Fireman Lift /22/TA	-	
20	Emergency light no.	EML-23/1-TA	Location	Fireman Lift /23/TA	-	
21	Emergency light no.	EML-24/1-TA	Location	Fireman Lift /24/TA	-	
22	Emergency light no.	EML-25/1-TA	Location	Fireman Lift /25/TA	-	
23	Emergency light no.	EML-26/1-TA	Location	Fireman Lift /26/TA	-	
24	Emergency light no.	EML-27/1-TA	Location	Fireman Lift /27/TA	-	
25	Emergency light no.	EML-28/1-TA	Location	Fireman Lift /28/TA	-	
26	Emergency light no.	EML-29/1-TA	Location	Fireman Lift /29/TA	-	
27	Emergency light no.	EML-30/1-TA	Location	Fireman Lift /30/TA	-	
28	Emergency light no.	EML-31/1-TA	Location	Fireman Lift /31/TA	-	
29	Emergency light no.	EML-32/1-TA	Location	Fireman Lift /32/TA	-	
30	Emergency light no.	EML-33/1-TA	Location	Fireman Lift /33/TA	-	
31	Emergency light no.	EML-34/1-TA	Location	Fireman Lift /34/TA	-	

Comment :

Note : 3.) N = Normal ; AB = Abnormal ; F = Fail

PM by :	Verified by	Approved by :
Signature	Signature by :	Signature :
Date :	Date :	Date :

BUILDING : Millennium

Ref No : PPM-EE-014

PREVENTIVE MAINTENANCE CHECKLIST FOR Emergency Light Fireman Lift

Rev. Date : 4-10-65

EQUIPMENT NUMBER: EML 35-52 TA

TYPE OF MAINTENANCE

W

M

2M

Q

H

Y

LOCATION: Fireman Lift 35-52 FL. TA

NO.	TASK DESCRIPTION		PM Code	MEASUREMENT	Status (N/A B/F)	Remarks
32	Emergency light no. EML-35/1-TA	Location Fireman Lift /35/TA	-		N	
33	Emergency light no. EML-36/1-TA	Location Fireman Lift /36/TA	-		N	
34	Emergency light no. EML-37/1-TA	Location Fireman Lift /37/TA	-		N	
35	Emergency light no. EML-38/2-TA	Location Fireman Lift /38/TA	-		N	
36	Emergency light no. EML-39/1-TA	Location Fireman Lift /39/TA	-		N	
37	Emergency light no. EML-40/1-TA	Location Fireman Lift /40/TA	-		N	
38	Emergency light no. EML-41/1-TA	Location Fireman Lift /41/TA	-		N	
39	Emergency light no. EML-42/1-TA	Location Fireman Lift /42/TA	-		N	
40	Emergency light no. EML-43/1-TA	Location Fireman Lift /43/TA	-		AB	0.69
41	Emergency light no. EML-44/1-TA	Location Fireman Lift /44/TA	-		N	
42	Emergency light no. EML-45/1-TA	Location Fireman Lift /45/TA	-		N	
43	Emergency light no. EML-46/1-TA	Location Fireman Lift /46/TA	-		N	
44	Emergency light no. EML-47/1-TA	Location Fireman Lift /47/TA	-		AB	0.69
45	Emergency light no. EML-48/1-TA	Location Fireman Lift /48/TA	-		N	
46	Emergency light no. EML-49/1-TA	Location Fireman Lift /49/TA	-		N	
47	Emergency light no. EML-50/1-TA	Location Fireman Lift /50/TA	-		N	
48	Emergency light no. EML-51/1-TA	Location Fireman Lift /51/TA	-		N	
49	Emergency light no. EML-52/1-TA	Location Fireman Lift Lobby/R/TA	-		N	
	Emergency light no.	Location	-			
	Emergency light no.	Location	-			
	Emergency light no.	Location	-			
	Emergency light no.	Location	-			
	Emergency light no.	Location	-			
	Emergency light no.	Location	-			
	Emergency light no.	Location	-			
	Emergency light no.	Location	-			
	Emergency light no.	Location	-			
	Emergency light no.	Location	-			
	Emergency light no.	Location	-			
	Emergency light no.	Location	-			
	Emergency light no.	Location	-			
	Emergency light no.	Location	-			
	Emergency light no.	Location	-			

Comment :

Note : 3.) N = Normal ; AB = Abnormal ; F = Fail

PM by :

Verified by

Approved by :

Signature : [Signature]

Signature by : [Signature]

Signature : [Signature]

Date : 7-10-65

Date : 7-10-65

Date : 7-10-65



BUILDING : Millennium Residence@Sukhumvit

Ref No : PPM-EE-014

PREVENTIVE MAINTENANCE CHECKLIST FOR : Emergency Light Stair 1 Tower A

Rev. Date : 18/10/65

EQUIPMENT NUMBER : EML-B1/4-TA - EML-30/3-TA

TYPE OF MAINTENANCE

W

M

2M

Q

H

Y

LOCATION : Stair 1/B1/TA - Stair 1/30/TA

NO.	TASK DESCRIPTION		PM Code	MEASUREMENT	Status (N/A B/F)	Remarks
1	Emergency light no. EML-B1/4-TA	Location Stair 1/B1/TA	-		N	
2	Emergency light no. EML-G/3-TA	Location Stair 1/L/TA	-		N	
3	Emergency light no. EML-F/4-TA	Location Stair 1/F/TA	-		N	
4	Emergency light no. EML-F1/4-TA	Location Stair 1/F/TA	-		N	
5	Emergency light no. EML-F2/4-TA	Location Stair 1/F/TA	-		N	
6	Emergency light no. EML-F3/4-TA	Location Stair 1/F/TA	-		N	
7	Emergency light no. EML-F4/4-TA	Location Stair 1/F/TA	-		N	
8	Emergency light no. EML-D/4-TA	Location Stair 1/D/TA	-		N	
9	Emergency light no. EML-8/3-TA	Location Stair 1/8/TA	-		N	
10	Emergency light no. EML-9/3-TA	Location Stair 1/9/TA	-		N	
11	Emergency light no. EML-10/3-TA	Location Stair 1/10/TA	-		AB	MRE-ME01-0423
12	Emergency light no. EML-11/3-TA	Location Stair 1/11/TA	-		N	
13	Emergency light no. EML-12/3-TA	Location Stair 1/12/TA	-		N	
14	Emergency light no. EML-AA/3-TA	Location Stair 1/AA/TA	-		N	
15	Emergency light no. EML-14/3-TA	Location Stair 1/14/TA	-		N	
16	Emergency light no. EML-15/3-TA	Location Stair 1/15/TA	-		N	
17	Emergency light no. EML-16/3-TA	Location Stair 1/16/TA	-		N	
18	Emergency light no. EML-17/3-TA	Location Stair 1/17/TA	-		N	
19	Emergency light no. EML-18/3-TA	Location Stair 1/18/TA	-		AB	MRE-ME01-0455
20	Emergency light no. EML-19/3-TA	Location Stair 1/19/TA	-		N	
21	Emergency light no. EML-20/3-TA	Location Stair 1/20/TA	-		N	
22	Emergency light no. EML-21/3-TA	Location Stair 1/21/TA	-		N	
23	Emergency light no. EML-22/3-TA	Location Stair 1/22/TA	-		N	
24	Emergency light no. EML-23/3-TA	Location Stair 1/23/TA	-		N	
25	Emergency light no. EML-24/3-TA	Location Stair 1/24/TA	-		AB	MRE-ME01-0479
26	Emergency light no. EML-25/3-TA	Location Stair 1/25/TA	-		N	
27	Emergency light no. EML-26/3-TA	Location Stair 1/26/TA	-		N	
28	Emergency light no. EML-27/3-TA	Location Stair 1/27/TA	-		N	
29	Emergency light no. EML-28/3-TA	Location Stair 1/28/TA	-		N	
30	Emergency light no. EML-29/3-TA	Location Stair 1/29/TA	-		N	
31	Emergency light no. EML-30/3-TA	Location Stair 1/30/TA	-		N	

Comment :

Note : 3.) N = Normal ; AB = Abnormal ; F = Fail

PM by :	Verified by :	Approved by :
Signature :	Signature by :	Signature :
Date : 18/10/65	Date : 18/10/65	Date : 18/10/65

Date :

BUILDING : Millennium Residence@Sukhumvit

Ref No : PPM-EE-014

PREVENTIVE MAINTENANCE CHECKLIST FOR : Emergency Light Stair 2 Tower A

Rev. Date : 18/10/65

EQUIPMENT NUMBER : EML-B1/5-TA - EML-30/4-TA

TYPE OF MAINTENANCE

W

M

2M

Q

H

Y

LOCATION : Stair 2/B1/TA - Stair 2/30/TA

NO.	TASK DESCRIPTION		PM Code	MEASUREMENT	Status (N/A B/F)	Remarks
1	Emergency light no. EML-B1/5-TA	Location Stair 2/B1/TA	-		N	
2	Emergency light no. EML-G/4-TA	Location Stair 2/L/TA	-		AB	MRC-MEOT-0394
3	Emergency light no. EML-F/5-TA	Location Stair 2/F/TA	-		AB	MRC-MEOT-0404
4	Emergency light no. EML-F1/5-TA	Location Stair 2/F/TA	-		N	
5	Emergency light no. EML-F2/5-TA	Location Stair 2/F/TA	-		AB	MRC-MEOT-0406
6	Emergency light no. EML-F3/5-TA	Location Stair 2/F/TA	-		AB	
7	Emergency light no. EML-F4/5-TA	Location Stair 2/F/TA	-		AB	
8	Emergency light no. EML-D/5-TA	Location Stair 2/D/TA	-		AB	
9	Emergency light no. EML-8/4-TA	Location Stair 2/8/TA	-		AB	
10	Emergency light no. EML-9/4-TA	Location Stair 2/9/TA	-		AB	
11	Emergency light no. EML-10/4-TA	Location Stair 2/10/TA	-		AB	
12	Emergency light no. EML-11/4-TA	Location Stair 2/11/TA	-		AB	
13	Emergency light no. EML-12/4-TA	Location Stair 2/12/TA	-		AB	
14	Emergency light no. EML-AA/4-TA	Location Stair 2/AA/TA	-		AB	
15	Emergency light no. EML-14/4-TA	Location Stair 2/14/TA	-		AB	
16	Emergency light no. EML-15/4-TA	Location Stair 2/15/TA	-		AB	
17	Emergency light no. EML-16/4-TA	Location Stair 2/16/TA	-		AB	
18	Emergency light no. EML-17/4-TA	Location Stair 2/17/TA	-		AB	
19	Emergency light no. EML-18/4-TA	Location Stair 2/18/TA	-		AB	
20	Emergency light no. EML-19/4-TA	Location Stair 2/19/TA	-		AB	
21	Emergency light no. EML-20/4-TA	Location Stair 2/20/TA	-		AB	
22	Emergency light no. EML-21/4-TA	Location Stair 2/21/TA	-		AB	
23	Emergency light no. EML-22/4-TA	Location Stair 2/22/TA	-		AB	
24	Emergency light no. EML-23/4-TA	Location Stair 2/23/TA	-		AB	
25	Emergency light no. EML-24/4-TA	Location Stair 2/24/TA	-		AB	MRC-MEOT-0480
26	Emergency light no. EML-25/4-TA	Location Stair 2/25/TA	-		AB	
27	Emergency light no. EML-26/4-TA	Location Stair 2/26/TA	-		AB	
28	Emergency light no. EML-27/4-TA	Location Stair 2/27/TA	-		AB	
29	Emergency light no. EML-28/4-TA	Location Stair 2/28/TA	-		AB	
30	Emergency light no. EML-29/4-TA	Location Stair 2/29/TA	-		AB	MRC-MEOT-0500
31	Emergency light no. EML-30/4-TA	Location Stair 2/30/TA	-		AB	

Comment :

Note : 3.) N = Normal ; AB = Abnormal ; F = Fail

PM by :	Verified by :	Approved by :
Signature : P. H. J. J. J.	Signature by : S. J. J. J.	Signature : S. J. J. J.
Date : 18/10/65	Date : 18/10/65	Date : 18/10/65

BUILDING : Millennium Residence@Sukhumvit

Ref No : PPM-EE-014

PREVENTIVE MAINTENANCE CHECKLIST FOR : Emergency Light Stair 2 Tower A

Rev. Date : 18/10/65

EQUIPMENT NUMBER : EML-31/4-TA - EML-H1/2-TA

TYPE OF MAINTENANCE

W

M

2M

Q

H

Y

LOCATION : Stair 2/31/TA - Stair 2/H/TA

NO.	TASK DESCRIPTION		PM Code	MEASUREMENT	Status (N/A B/F)	Remarks
32	Emergency light no. <u>EML-31/4-TA</u>	Location <u>Stair 2/31/TA</u>	-		AB	MRL-ME01-0508
33	Emergency light no. <u>EML-32/4-TA</u>	Location <u>Stair 2/32/TA</u>	-		22	
34	Emergency light no. <u>EML-33/4-TA</u>	Location <u>Stair 2/33/TA</u>	-		22	
35	Emergency light no. <u>EML-34/4-TA</u>	Location <u>Stair 2/34/TA</u>	-		AB	MRL-ME01-0520
36	Emergency light no. <u>EML-35/4-TA</u>	Location <u>Stair 2/35/TA</u>	-		AB	MRL-ME01-0524
37	Emergency light no. <u>EML-36/4-TA</u>	Location <u>Stair 2/36/TA</u>	-		22	
38	Emergency light no. <u>EML-37/4-TA</u>	Location <u>Stair 2/37/TA</u>	-		22	
39	Emergency light no. <u>EML-38/4-TA</u>	Location <u>Stair 2/38/TA</u>	-		22	
40	Emergency light no. <u>EML-39/4-TA</u>	Location <u>Stair 2/39/TA</u>	-		22	
41	Emergency light no. <u>EML-40/4-TA</u>	Location <u>Stair 2/40/TA</u>	-		AB	MRL-ME01-0544
42	Emergency light no. <u>EML-41/4-TA</u>	Location <u>Stair 2/41/TA</u>	-		22	
43	Emergency light no. <u>EML-42/4-TA</u>	Location <u>Stair 2/42/TA</u>	-		22	
44	Emergency light no. <u>EML-43/4-TA</u>	Location <u>Stair 2/43/TA</u>	-		22	
45	Emergency light no. <u>EML-44/4-TA</u>	Location <u>Stair 2/44/TA</u>	-		22	
46	Emergency light no. <u>EML-45/4-TA</u>	Location <u>Stair 2/45/TA</u>	-		22	
47	Emergency light no. <u>EML-46/4-TA</u>	Location <u>Stair 2/46/TA</u>	-		22	
48	Emergency light no. <u>EML-47/4-TA</u>	Location <u>Stair 2/47/TA</u>	-		22	
49	Emergency light no. <u>EML-48/4-TA</u>	Location <u>Stair 2/48/TA</u>	-		AB	MRL-ME01-0576
50	Emergency light no. <u>EML-49/5-TA</u>	Location <u>Stair 2/49/TA</u>	-		22	
51	Emergency light no. <u>EML-50/4-TA</u>	Location <u>Stair 2/50/TA</u>	-		22	
52	Emergency light no. <u>EML-51/4-TA</u>	Location <u>Stair 2/51/TA</u>	-		22	
53	Emergency light no. <u>EML-52/8-TA</u>	Location <u>Stair 2/R/TA</u>	-		22	
54	Emergency light no. <u>EML-53/6-TA</u>	Location <u>Stair 2/M/TA</u>	-		22	
55	Emergency light no. <u>EML-W/2-TA</u>	Location <u>Stair 2/W/TA</u>	-		AB	MRL-ME 01-0604
56	Emergency light no. <u>EML-H/2-TA</u>	Location <u>Stair 2/H/TA</u>	-		22	
57	Emergency light no. <u>EML-H1/2-TA</u>	Location <u>Stair 2/H/TA</u>	-		22	

Comment :

Note : 3.) N = Normal ; AB = Abnormal ; F = Fail

PM by :	Verified by :	Approved by :
Signature : <u>[Signature]</u>	Signature by : <u>[Signature]</u>	Signature : <u>[Signature]</u>
Date : <u>18/10/65</u>	Date : <u>18/10/65</u>	Date : <u>18/10/65</u>



BUILDING : Millennium

Ref No : PPM-EE-014

PREVENTIVE MAINTENANCE CHECKLIST FOR Emergency Light Shaft EE

Rev. Date : 13-10-65

EQUIPMENT NUMBER: EML B-31 TB

TYPE OF MAINTENANCE

W

M

2M

Q

H

Y

LOCATION: Shaft EE B-31 FL. TB

NO.	TASK DESCRIPTION			PM Code	MEASUREMENT	Status (N/A B/F)	Remarks
1	Emergency light no.	EML-B1/3-TB	Location Shaft EE/B1/TB	-		N	
2	Emergency light no.	EML-B1/6-TB	Location EE Room/B1/TB	-		N	
3	Emergency light no.	EML-B1/7-TB	Location EE Room/B1/TB	-		N	
4	Emergency light no.	EML-B1/8-TB	Location EE Room/B1/TB	-		N	
5	Emergency light no.	EML-G/2-TB	Location Shaft EE/G/TB	-		N	
6	Emergency light no.	EML-F/2-TB	Location Shaft EE/F/TB	-		N	
7	Emergency light no.	EML-D/2-TB	Location Shaft EE/D/TB	-		N	
8	Emergency light no.	EML-8/2-TB	Location Shaft EE/8/TB	-		N	
9	Emergency light no.	EML-9/2-TB	Location Shaft EE/9/TB	-		N	
10	Emergency light no.	EML-10/2-TB	Location Shaft EE/10/TB	-		N	
11	Emergency light no.	EML-11/2-TB	Location Shaft EE/11/TB	-		N	
12	Emergency light no.	EML-12/2-TB	Location Shaft EE/12/TB	-	0656	AB	
13	Emergency light no.	EML-AA/2-TB	Location Shaft EE/AA/TB	-		N	
14	Emergency light no.	EML-14/2-TB	Location Shaft EE/14/TB	-		N	
15	Emergency light no.	EML-15/2-TB	Location Shaft EE/15/TB	-		N	
16	Emergency light no.	EML-16/2-TB	Location Shaft EE/16/TB	-		N	
17	Emergency light no.	EML-17/2-TB	Location Shaft EE/17/TB	-		N	
18	Emergency light no.	EML-18/2-TB	Location Shaft EE/18/TB	-		N	
19	Emergency light no.	EML-19/2-TB	Location Shaft EE/19/TB	-		N	
20	Emergency light no.	EML-20/2-TB	Location Shaft EE/20/TB	-		N	
21	Emergency light no.	EML-21/2-TB	Location Shaft EE/21/TB	-		N	
22	Emergency light no.	EML-22/2-TB	Location Shaft EE/22/TB	-	0696	AB	
23	Emergency light no.	EML-23/2-TB	Location Shaft EE/23/TB	-		N	
24	Emergency light no.	EML-24/2-TC	Location Shaft EE/24/TB	-		N	
25	Emergency light no.	EML-25/2-TB	Location Shaft EE/25/TB	-		N	
26	Emergency light no.	EML-26/2-TB	Location Shaft EE/26/TB	-		N	
27	Emergency light no.	EML-27/2-TB	Location Shaft EE/27/TB	-		N	
28	Emergency light no.	EML-28/2-TB	Location Shaft EE/28/TB	-		N	
29	Emergency light no.	EML-29/2-TB	Location Shaft EE/29/TB	-		N	
30	Emergency light no.	EML-30/2-TB	Location Shaft EE/30/TB	-		N	
31	Emergency light no.	EML-31/2-TB	Location Shaft EE/31/TB	-	0732	AB	

Comment :

Note : 3.) N = Normal ; AB = Abnormal ; F = Fail

PM by :

Verified by

Approved by :

Signature : 25210, 01201, 01201/65

Signature by : 01/11/2015

Signature :

Date : 13-10-65

Date : 13-10-65

Date :



BUILDING : Millennium

Ref No : PPM-EE-014

PREVENTIVE MAINTENANCE CHECKLIST FOR Emergency Light Shaft EE

Rev. Date : 13-10-65

EQUIPMENT NUMBER: EML 32-55 TB

TYPE OF MAINTENANCE

W

M

2M

Q

H

Y

LOCATION: Shaft EE 32-55 FL. TB

NO.	TASK DESCRIPTION		PM Code	MEASUREMENT	Status (N/A B/F)	Remarks
32	Emergency light no.	EML-32/2-TB Location Shaft EE/32/TB	-		N	
33	Emergency light no.	EML-33/2-TB Location EE Room/33/TB	-	0736	AB	
34	Emergency light no.	EML-34/2-TB Location EE Room/34/TB	-		N	
35	Emergency light no.	EML-35/2-TB Location EE Room/35/TB	-	0748	AB	
36	Emergency light no.	EML-36/2-TB Location Shaft EE/36/TB	-		N	
37	Emergency light no.	EML-37/2-TB Location Shaft EE/37/TB	-	0756	AB	
38	Emergency light no.	EML-38/2-TB Location Shaft EE/38/TB	-		N	
39	Emergency light no.	EML-39/2-TB Location Shaft EE/39/TB	-		N	
40	Emergency light no.	EML-40/2-TB Location Shaft EE/40/TB	-	0768	AB	
41	Emergency light no.	EML-41/2-TB Location Shaft EE/41/TB	-		N	
42	Emergency light no.	EML-42/2-TB Location Shaft EE/42/TB	-		N	
43	Emergency light no.	EML-43/2-TB Location Shaft EE/43/TB	-		N	
44	Emergency light no.	EML-44/2-TB Location Shaft EE/44/TB	-		N	
45	Emergency light no.	EML-45/2-TB Location Shaft EE/45/TB	-		N	
46	Emergency light no.	EML-46/2-TB Location Shaft EE/46/TB	-		N	
47	Emergency light no.	EML-47/2-TB Location Shaft EE/47/TB	-		N	
48	Emergency light no.	EML-48/2-TB Location Shaft EE/48/TB	-		N	
49	Emergency light no.	EML-49/2-TB Location Shaft EE/49/TB	-		N	
50	Emergency light no.	EML-49/3-TB Location Lift Low Zone/49/TB	-		N	
51	Emergency light no.	EML-50/2-TB Location Shaft EE/50/TB	-		N	
52	Emergency light no.	EML-51/2-TB Location Shaft EE/51/TB	-		N	
53	Emergency light no.	EML-52/2-TB Location Shaft EE/52/TB	-		N	
54	Emergency light no.	EML-53/2-TB Location Shaft EE/53/TB	-		N	
55	Emergency light no.	EML-54/2-TB Location Corridor/R/TB	-		N	
56	Emergency light no.	EML-54/4-TB Location Fan Room/R/TB	-		N	
57	Emergency light no.	EML-54/5-TB Location Fan Room/R/TB	-		N	
58	Emergency light no.	EML-54/6-TB Location Shaft EE/R/TB	-		N	
59	Emergency light no.	EML-55/1-TB Location Lift High Zone/55/TB	-		N	
60	Emergency light no.	EML-55/2-TB Location Pump Room/55/TB	-		N	
61	Emergency light no.	EML-55/3-TB Location Lift Service Zone/55/TB	-		N	
62	Emergency light no.	EML-55/4-TB Location Corridor/55/TB	-		N	

Comment :

Note : 3.) N = Normal ; AB = Abnormal ; F = Fail

PM by :

Verified by

Approved by :

Signature : 2526, 0736, 0748, 0756, 0768

Signature by : 2526, 0736, 0748, 0756, 0768

Signature :

Date : 13-10-65

Date : 13-10-65

Date :



BUILDING : Millennium

Ref No : PPM-EE-014

PREVENTIVE MAINTENANCE CHECKLIST FOR Emergency Light Fireman Lift

Rev. Date : 13-10-65

EQUIPMENT NUMBER: EML B-34 TB

TYPE OF MAINTENANCE

W

M

2M

Q

H

Y

LOCATION: Fireman Lift B-34 FL. TB

NO.	TASK DESCRIPTION		PM Code	MEASUREMENT	Status (N/A B/F)	Remarks
1	Emergency light no.	EML-B1/1-TB	Location	Fireman Lift /B1/TB	-	N
2	Emergency light no.	EML-G/1-TB	Location	Fireman Lift /G/TB	-	N
3	Emergency light no.	EML-F/1-TB	Location	Fireman Lift /F/TB	-	N
4	Emergency light no.	EML-D/1-TB	Location	Fireman Lift /D/TB	-	N
5	Emergency light no.	EML-8/1-TB	Location	Fireman Lift /8/TB	-	N
6	Emergency light no.	EML-9/1-TB	Location	Fireman Lift /9/TB	-	N
7	Emergency light no.	EML-10/1-TB	Location	Fireman Lift /10/TB	-	N
8	Emergency light no.	EML-11/1-TB	Location	Fireman Lift /11/TB	-	N
9	Emergency light no.	EML-12/1-TB	Location	Fireman Lift /12/TB	-	N
10	Emergency light no.	EML-AA/1-TB	Location	Fireman Lift /AA/TB	-	N
11	Emergency light no.	EML-14/1-TB	Location	Fireman Lift /14/TB	-	N
12	Emergency light no.	EML-15/1-TB	Location	Fireman Lift /15/TB	-	N
13	Emergency light no.	EML-16/1-TB	Location	Fireman Lift /16/TB	-	N
14	Emergency light no.	EML-17/1-TB	Location	Fireman Lift /17/TB	-	N
15	Emergency light no.	EML-18/1-TB	Location	Fireman Lift /18/TB	-	N
16	Emergency light no.	EML-19/1-TB	Location	Fireman Lift /19/TB	-	N
17	Emergency light no.	EML-20/1-TB	Location	Fireman Lift /20/TB	-	N
18	Emergency light no.	EML-21/1-TB	Location	Fireman Lift /21/TB	-	0691 AB
19	Emergency light no.	EML-22/1-TB	Location	Fireman Lift /22/TB	-	0695 AB
20	Emergency light no.	EML-23/1-TB	Location	Fireman Lift /23/TB	-	0699 AB
21	Emergency light no.	EML-24/1-TB	Location	Fireman Lift /24/TB	-	0703 AB
22	Emergency light no.	EML-25/1-TB	Location	Fireman Lift /25/TB	-	N
23	Emergency light no.	EML-26/1-TB	Location	Fireman Lift /26/TB	-	N
24	Emergency light no.	EML-27/1-TB	Location	Fireman Lift /27/TB	-	N
25	Emergency light no.	EML-28/1-TB	Location	Fireman Lift /28/TB	-	N
26	Emergency light no.	EML-29/1-TB	Location	Fireman Lift /29/TB	-	N
27	Emergency light no.	EML-30/1-TB	Location	Fireman Lift /30/TB	-	N
28	Emergency light no.	EML-31/1-TB	Location	Fireman Lift /31/TB	-	N
29	Emergency light no.	EML-32/1-TB	Location	Fireman Lift /32/TB	-	N
30	Emergency light no.	EML-33/1-TB	Location	Fireman Lift /33/TB	-	N
31	Emergency light no.	EML-34/1-TB	Location	Fireman Lift /34/TB	-	N

Comment :

Note : 3.) N = Normal ; AB = Abnormal ; F = Fail

PM by :

Verified by

Approved by :

Signature : 2522 2222 2222 2222

Signature by : 2222 2222 2222

Signature :

Date : 13-10-65

Date : 13-10-65

Date :



BUILDING : Millennium

Ref No : PPM-EE-014

PREVENTIVE MAINTENANCE CHECKLIST FOR Emergency Light Fireman Lift

Rev. Date : 13-10-65

EQUIPMENT NUMBER: EML 34-54 TB

TYPE OF MAINTENANCE

W

M

2M

Q

H

Y

LOCATION: Fireman Lift 34-54 FL. TB

NO.	TASK DESCRIPTION	PM Code	MEASUREMENT	Status (N/A B/F)	Remarks
32	Emergency light no. EML-34/1-TB Location Fireman Lift /34/TB	-		N	
33	Emergency light no. EML-35/1-TB Location Fireman Lift /35/TB	-		N	
34	Emergency light no. EML-36/1-TB Location Fireman Lift /36/TB	-		N	
35	Emergency light no. EML-37/1-TB Location Fireman Lift /37/TB	-		N	
36	Emergency light no. EML-38/2-TB Location Fireman Lift /38/TB	-		N	
37	Emergency light no. EML-39/1-TB Location Fireman Lift /39/TB	-	0763	AB	
38	Emergency light no. EML-40/1-TB Location Fireman Lift /40/TB	-		N	
39	Emergency light no. EML-41/1-TB Location Fireman Lift /41/TB	-		N	
40	Emergency light no. EML-42/1-TB Location Fireman Lift /42/TB	-		N	
41	Emergency light no. EML-43/1-TB Location Fireman Lift /43/TB	-	0779	AB	
42	Emergency light no. EML-44/1-TB Location Fireman Lift /44/TB	-		N	
43	Emergency light no. EML-45/1-TB Location Fireman Lift /45/TB	-		N	
44	Emergency light no. EML-46/1-TB Location Fireman Lift /46/TB	-		N	
45	Emergency light no. EML-47/1-TB Location Fireman Lift /47/TB	-		N	
46	Emergency light no. EML-48/1-TB Location Fireman Lift /48/TB	-		N	
47	Emergency light no. EML-49/1-TB Location Fireman Lift /49/TB	-		N	
48	Emergency light no. EML-50/1-TB Location Fireman Lift /50/TB	-		N	
49	Emergency light no. EML-51/1-TB Location Fireman Lift /51/TB	-		N	
50	Emergency light no. EML-52/1-TB Location Fireman Lift /52/TB	-		N	
51	Emergency light no. EML-53/1-TB Location Fireman Lift /53/TB	-		N	
52	Emergency light no. EML-54/1-TB Location Fireman Lift Lobby/R/TB	-		N	
	Emergency light no. Location	-			
	Emergency light no. Location	-			
	Emergency light no. Location	-			
	Emergency light no. Location	-			
	Emergency light no. Location	-			
	Emergency light no. Location	-			
	Emergency light no. Location	-			
	Emergency light no. Location	-			
	Emergency light no. Location	-			
	Emergency light no. Location	-			

Comment :

Note : 3.) N = Normal ; AB = Abnormal ; F = Fail

PM by :

Verified by

Approved by :

Signature : 2828, 2828, 2828




Signature by : 2828

Signature :

Date : 13-10-65

Date : 13-10-65

Date :

PM by :	Verified by	Approved by :
Signature: 	Signature by: 	Signature: 
Date : 13-10-65	Date : 13-10-65	Date : 14/10/65



BUILDING : Millennium Residence@Sukhumvit

Ref No : PPM-EE-014

PREVENTIVE MAINTENANCE CHECKLIST FOR : Emergency Light Stair 1 Tower B

Rev. Date : 19/10/65

EQUIPMENT NUMBER : EML-B1/4-TB - EML-30/3-TB

TYPE OF MAINTENANCE

W

M

2M

Q

H

Y

LOCATION : Stair 1/B1/TB - Stair 1/30/TB

NO.	TASK DESCRIPTION		PM Code	MEASUREMENT	Status (N/A B/F)	Remarks
1	Emergency light no. <u>EML-B1/4-TB</u>	<u>Location Stair 1/B1/TB</u>	-		N	
2	Emergency light no. <u>EML-G/3-TB</u>	<u>Location Stair 1/L/TB</u>	-		N	
3	Emergency light no. <u>EML-F/4-TB</u>	<u>Location Stair 1/F/TB</u>	-		N	
4	Emergency light no. <u>EML-F1/4-TB</u>	<u>Location Stair 1/F/TB</u>	-		N	
5	Emergency light no. <u>EML-F2/4-TB</u>	<u>Location Stair 1/F/TB</u>	-		N	
6	Emergency light no. <u>EML-F3/4-TB</u>	<u>Location Stair 1/F/TB</u>	-		AB	MRC-ME01-0629
7	Emergency light no. <u>EML-F4/4-TB</u>	<u>Location Stair 1/F/TB</u>	-		N	
8	Emergency light no. <u>EML-D/4-TB</u>	<u>Location Stair 1/D/TB</u>	-		AB	MRC-ME01-0641
9	Emergency light no. <u>EML-8/3-TB</u>	<u>Location Stair 1/8/TB</u>	-		N	
10	Emergency light no. <u>EML-9/3-TB</u>	<u>Location Stair 1/9/TB</u>	-		AB	MRC-ME01-0649
11	Emergency light no. <u>EML-10/3-TB</u>	<u>Location Stair 1/10/TB</u>	-		N	
12	Emergency light no. <u>EML-11/3-TB</u>	<u>Location Stair 1/11/TB</u>	-		N	
13	Emergency light no. <u>EML-12/3-TB</u>	<u>Location Stair 1/12/TB</u>	-		N	
14	Emergency light no. <u>EML-AA/3-TB</u>	<u>Location Stair 1/AA/TB</u>	-		N	
15	Emergency light no. <u>EML-14/3-TB</u>	<u>Location Stair 1/14/TB</u>	-		N	
16	Emergency light no. <u>EML-15/3-TB</u>	<u>Location Stair 1/15/TB</u>	-		AB	MRC-ME01-0673
17	Emergency light no. <u>EML-16/3-TB</u>	<u>Location Stair 1/16/TB</u>	-		N	
18	Emergency light no. <u>EML-17/3-TB</u>	<u>Location Stair 1/17/TB</u>	-		N	
19	Emergency light no. <u>EML-18/3-TB</u>	<u>Location Stair 1/18/TB</u>	-		N	
20	Emergency light no. <u>EML-19/3-TB</u>	<u>Location Stair 1/19/TB</u>	-		N	
21	Emergency light no. <u>EML-20/3-TB</u>	<u>Location Stair 1/20/TB</u>	-		N	
22	Emergency light no. <u>EML-21/3-TB</u>	<u>Location Stair 1/21/TB</u>	-		N	
23	Emergency light no. <u>EML-22/3-TB</u>	<u>Location Stair 1/22/TB</u>	-		N	
24	Emergency light no. <u>EML-23/3-TB</u>	<u>Location Stair 1/23/TB</u>	-		N	
25	Emergency light no. <u>EML-24/3-TB</u>	<u>Location Stair 1/24/TB</u>	-		N	
26	Emergency light no. <u>EML-25/3-TB</u>	<u>Location Stair 1/25/TB</u>	-		N	
27	Emergency light no. <u>EML-26/3-TB</u>	<u>Location Stair 1/26/TB</u>	-		N	
28	Emergency light no. <u>EML-27/3-TB</u>	<u>Location Stair 1/27/TB</u>	-		N	
29	Emergency light no. <u>EML-28/3-TB</u>	<u>Location Stair 1/28/TB</u>	-		N	
30	Emergency light no. <u>EML-29/3-TB</u>	<u>Location Stair 1/29/TB</u>	-		N	
31	Emergency light no. <u>EML-30/3-TB</u>	<u>Location Stair 1/30/TB</u>	-		N	

Comment :

Note : 3.) N = Normal ; AB = Abnormal ; F = Fail

PM by :	Verified by :	Approved by :
Signature : <u>21/10/65</u>	Signature by : <u>21/10/65</u>	Signature : <u>21/10/65</u>
Date : <u>19/10/65</u>	Date : <u>19/10/65</u>	Date : <u>19/10/65</u>

BUILDING : Millennium Residence@Sukhumvit

Ref No : PPM-EE-014

PREVENTIVE MAINTENANCE CHECKLIST FOR : Emergency Light Stair 1 Tower B

Rev. Date :

EQUIPMENT NUMBER : EML-31/3-TB - EML-H2/1-TB

TYPE OF MAINTENANCE

W

M

2M

Q

H




Y

LOCATION : Stair 1/31/TB - Stair 1/H/TB

NO.	TASK DESCRIPTION		PM Code	MEASUREMENT	Status (N/A B/F)	Remarks
32	Emergency light no. EML-31/3-TB	Location Stair 1/31/TB	-			
33	Emergency light no. EML-32/3-TB	Location Stair 1/32/TB	-			
34	Emergency light no. EML-33/3-TB	Location Stair 1/33/TB	-			
35	Emergency light no. EML-34/3-TB	Location Stair 1/34/TB	-			
36	Emergency light no. EML-35/3-TB	Location Stair 1/35/TB	-			
37	Emergency light no. EML-36/3-TB	Location Stair 1/36/TB	-			
38	Emergency light no. EML-37/3-TB	Location Stair 1/37/TB	-			
39	Emergency light no. EML-38/3-TB	Location Stair 1/38/TB	-			
40	Emergency light no. EML-39/3-TB	Location Stair 1/39/TB	-			
41	Emergency light no. EML-40/3-TB	Location Stair 1/40/TB	-			
42	Emergency light no. EML-41/3-TB	Location Stair 1/41/TB	-			
43	Emergency light no. EML-42/3-TB	Location Stair 1/42/TB	-			
44	Emergency light no. EML-43/3-TB	Location Stair 1/43/TB	-			MRC-ME01-0781
45	Emergency light no. EML-44/3-TB	Location Stair 1/44/TB	-			
46	Emergency light no. EML-45/3-TB	Location Stair 1/45/TB	-			
47	Emergency light no. EML-46/3-TB	Location Stair 1/46/TB	-			
48	Emergency light no. EML-47/3-TB	Location Stair 1/47/TB	-			
49	Emergency light no. EML-48/5-TB	Location Stair 1/48/TB	-			
50	Emergency light no. EML-49/4-TB	Location Stair 1/49/TB	-			
51	Emergency light no. EML-50/3-TB	Location Stair 1/50/TB	-			
52	Emergency light no. EML-51/3-TB	Location Stair 1/51/TB	-			
53	Emergency light no. EML-52/3-TB	Location Stair 1/52/TB	-			
54	Emergency light no. EML-53/3-TB	Location Stair 1/53/TB	-			
55	Emergency light no. EML-54/7-TB	Location Stair 1/R/TB	-			
56	Emergency light no. EML-55/5-TB	Location Stair 1/M/TB	-			MRC-ME01-0836
57	Emergency light no. EML-W/1-TB	Location Stair 1/W/TB	-			MRC-ME01-0838
58	Emergency light no. EML-H/1-TB	Location Stair 1/H/TB	-			
59	Emergency light no. EML-H1/1-TB	Location Stair 1/H/TB	-			
60	Emergency light no. EML-H2/1-TB	Location Stair 1/H/TB	-			

Comment :

Note : 3.) N = Normal ; AB = Abnormal ; F = Fail

PM by :	Verified by :	Approved by :
Signature : 	Signature by : 	Signature : 
Date : 19/10/65	Date : 19/10/65	Date : 19/10/65



BUILDING : Millennium Residence@Sukhumvit

Ref No : PPM-EE-014

PREVENTIVE MAINTENANCE CHECKLIST FOR : Emergency Light Stair 2 Tower B

Rev. Date : 19/10/65

EQUIPMENT NUMBER : EML-B1/5-TB - EML-30/4-TB

TYPE OF MAINTENANCE

W

M

2M

Q

H

Y

LOCATION : Stair 2/B1/TB - Stair 2/30/TB

NO.	TASK DESCRIPTION		PM Code	MEASUREMENT	Status (N/A B/F)	Remarks
1	Emergency light no. EML-B1/5-TB	Location Stair 2/B1/TB	-		F	AB MRC-ME01-0613
2	Emergency light no. EML-G/4-TB	Location Stair 2/L/TB	-		F	
3	Emergency light no. EML-F/5-TB	Location Stair 2/F/TB	-		F	
4	Emergency light no. EML-F1/5-TB	Location Stair 2/F/TB	-		F	
5	Emergency light no. EML-F2/5-TB	Location Stair 2/F/TB	-		F	
6	Emergency light no. EML-F3/5-TB	Location Stair 2/F/TB	-		F	
7	Emergency light no. EML-F4/5-TB	Location Stair 2/F/TB	-		F	
8	Emergency light no. EML-D/5-TB	Location Stair 2/D/TB	-		F	
9	Emergency light no. EML-8/4-TB	Location Stair 2/8/TB	-		F	
10	Emergency light no. EML-9/4-TB	Location Stair 2/9/TB	-		F	
11	Emergency light no. EML-10/4-TB	Location Stair 2/10/TB	-		F	
12	Emergency light no. EML-11/4-TB	Location Stair 2/11/TB	-		F	
13	Emergency light no. EML-12/4-TB	Location Stair 2/12/TB	-		F	
14	Emergency light no. EML-AA/4-TB	Location Stair 2/AA/TB	-		AB	MRC-ME01-0662
15	Emergency light no. EML-14/4-TB	Location Stair 2/14/TB	-		F	
16	Emergency light no. EML-15/4-TB	Location Stair 2/15/TB	-		F	
17	Emergency light no. EML-16/4-TB	Location Stair 2/16/TB	-		F	
18	Emergency light no. EML-17/4-TB	Location Stair 2/17/TB	-		AB	MRC-ME01-0678
19	Emergency light no. EML-18/4-TB	Location Stair 2/18/TB	-		F	
20	Emergency light no. EML-19/4-TB	Location Stair 2/19/TB	-		AB	MRC-ME01-0686
21	Emergency light no. EML-20/4-TB	Location Stair 2/20/TB	-		F	
22	Emergency light no. EML-21/4-TB	Location Stair 2/21/TB	-		F	
23	Emergency light no. EML-22/4-TB	Location Stair 2/22/TB	-		F	
24	Emergency light no. EML-23/4-TB	Location Stair 2/23/TB	-		F	
25	Emergency light no. EML-24/4-TB	Location Stair 2/24/TB	-		F	
26	Emergency light no. EML-25/4-TB	Location Stair 2/25/TB	-		F	
27	Emergency light no. EML-26/4-TB	Location Stair 2/26/TB	-		AB	MRC-ME01-0790
28	Emergency light no. EML-27/4-TB	Location Stair 2/27/TB	-		F	
29	Emergency light no. EML-28/4-TB	Location Stair 2/28/TB	-		AB	MRC-ME01-0782
30	Emergency light no. EML-29/4-TB	Location Stair 2/29/TB	-		F	
31	Emergency light no. EML-30/4-TB	Location Stair 2/30/TB	-		AB	MRC-ME01-0730

Comment :

Note : 3.) N = Normal ; AB = Abnormal ; F = Fail

PM by :	Verified by :	Approved by :
Signature : Ratthana Nitro	Signature by : 257015	Signature : [Signature]
Date : 19/10/65	Date : 19/10/65	Date : 19/10/65

BUILDING : Millennium Residence@Sukhumvit

Ref No : PPM-EE-014

PREVENTIVE MAINTENANCE CHECKLIST FOR : Emergency Light Stair 2 Tower B

Rev. Date : 19/10/65

EQUIPMENT NUMBER : EML-31/4-TB - EML-H2/2-TB

TYPE OF MAINTENANCE

W

M

2M

Q

H

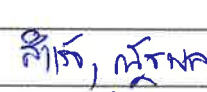


Y

LOCATION : Stair 2/31/TB - Stair 2/H/TB

NO.	TASK DESCRIPTION	PM Code	MEASUREMENT	Status (N/A B/F)	Remarks
32	Emergency light no. EML-31/4-TB Location Stair 2/31/TB	-		N	
33	Emergency light no. EML-32/4-TB Location Stair 2/32/TB	-		N	
34	Emergency light no. EML-33/4-TB Location Stair 2/33/TB	-		N	
35	Emergency light no. EML-34/4-TB Location Stair 2/34/TB	-		AB	MRC-ME01-0746
36	Emergency light no. EML-35/4-TB Location Stair 2/35/TB	-		AB	MRC-ME01-0750
37	Emergency light no. EML-36/4-TB Location Stair 2/36/TB	-		AB	MRC-ME01-0754
38	Emergency light no. EML-37/4-TB Location Stair 2/37/TB	-		N	
39	Emergency light no. EML-38/4-TB Location Stair 2/38/TB	-		N	
40	Emergency light no. EML-39/4-TB Location Stair 2/39/TB	-		N	
41	Emergency light no. EML-40/4-TB Location Stair 2/40/TB	-		AB	MRC-ME01-0770
42	Emergency light no. EML-41/4-TB Location Stair 2/41/TB	-		N	
43	Emergency light no. EML-42/4-TB Location Stair 2/42/TB	-		N	
44	Emergency light no. EML-43/4-TB Location Stair 2/43/TB	-		N	
45	Emergency light no. EML-44/4-TB Location Stair 2/44/TB	-		AB	MRC-ME01-0786
46	Emergency light no. EML-45/4-TB Location Stair 2/45/TB	-		N	
47	Emergency light no. EML-46/4-TB Location Stair 2/46/TB	-		N	
48	Emergency light no. EML-47/4-TB Location Stair 2/47/TB	-		AB	MRC-ME01-0798
49	Emergency light no. EML-48/6-TB Location Stair 2/48/TB	-		N	
50	Emergency light no. EML-49/5-TB Location Stair 2/49/TB	-		N	
51	Emergency light no. EML-50/4-TB Location Stair 2/50/TB	-		N	
52	Emergency light no. EML-51/4-TB Location Stair 2/51/TB	-		N	
53	Emergency light no. EML-52/4-TB Location Stair 2/R/TB	-		N	
54	Emergency light no. EML-53/4-TB Location Stair 2/M/TB	-		AB	MRC-ME01-0825
55	Emergency light no. EML-54/8-TB Location Stair 2/R/TB	-		AB	MRC-ME01-0831
56	Emergency light no. EML-55/6-TB Location Stair 2/M/TB	-		N	
57	Emergency light no. EML-W/2-TB Location Stair 2/W/TB	-		N	
58	Emergency light no. EML-H/2-TB Location Stair 2/H/TB	-		N	
59	Emergency light no. EML-H1/2-TB Location Stair 2/H/TB	-		AB	Notation
60	Emergency light no. EML-H2/2-TB Location Stair 2/H/TB	-		N	

Comment :

Note : 3.) N = Normal ; AB = Abnormal ; F = Fail

PM by :	Verified by :	Approved by :
Signature : 	Signature by : 	Signature : 
Date : 19/10/65	Date : 19/10/65	Date : 19/10/65



BUILDING : Millennium

Ref No : PPM-EE-014

PREVENTIVE MAINTENANCE CHECKLIST FOR Emergency Light Shaft EE

Rev. Date :

EQUIPMENT NUMBER: EML B-31 TC

TYPE OF MAINTENANCE

W

M

2M

Q

H

Y

LOCATION: Shaft EE B-31 FL. TC

NO.	TASK DESCRIPTION	PM Code	MEASUREMENT	Status (N/A B/F)	Remarks
1	Emergency light no. EML-B1/3-TC Location Shaft EE/B1/TC	-		2	
2	Emergency light no. EML-B1/6-TC Location EE Room/B1/TC	-		2	
3	Emergency light no. EML-B1/7-TC Location EE Room/B1/TC	-		2	
4	Emergency light no. EML-B1/8-TC Location EE Room/B1/TC	-		2	
5	Emergency light no. EML-G/2-TC Location Shaft EE/G/TC	-		2	
6	Emergency light no. EML-F/2-TC Location Shaft EE/F/TC	-		AB	
7	Emergency light no. EML-D/2-TC Location Shaft EE/D/TC	-		2	
8	Emergency light no. EML-8/2-TC Location Shaft EE/8/TC	-		2	
9	Emergency light no. EML-9/2-TC Location Shaft EE/9/TC	-		2	
10	Emergency light no. EML-10/2-TC Location Shaft EE/10/TC	-		AB	
11	Emergency light no. EML-11/2-TC Location Shaft EE/11/TC	-		2	
12	Emergency light no. EML-12/2-TC Location Shaft EE/12/TC	-		AB	
13	Emergency light no. EML-AA/2-TC Location Shaft EE/AA/TC	-		AB	
14	Emergency light no. EML-14/2-TC Location Shaft EE/14/TC	-		2	
15	Emergency light no. EML-15/2-TC Location Shaft EE/15/TC	-		2	
16	Emergency light no. EML-16/2-TC Location Shaft EE/16/TC	-		2	
17	Emergency light no. EML-17/2-TC Location Shaft EE/17/TC	-		2	
18	Emergency light no. EML-18/2-TC Location Shaft EE/18/TC	-		2	
19	Emergency light no. EML-19/2-TC Location Shaft EE/19/TC	-		2	
20	Emergency light no. EML-20/2-TC Location Shaft EE/20/TC	-		2	
21	Emergency light no. EML-21/2-TC Location Shaft EE/21/TC	-		2	
22	Emergency light no. EML-22/2-TC Location Shaft EE/22/TC	-		2	
23	Emergency light no. EML-23/2-TC Location Shaft EE/23/TC	-		2	
24	Emergency light no. EML-24/2-TC Location Shaft EE/24/TC	-		2	
25	Emergency light no. EML-25/2-TC Location Shaft EE/25/TC	-		2	
26	Emergency light no. EML-26/2-TC Location Shaft EE/26/TC	-		2	
27	Emergency light no. EML-27/2-TC Location Shaft EE/27/TC	-		2	
28	Emergency light no. EML-28/2-TC Location Shaft EE/28/TC	-		2	
29	Emergency light no. EML-29/2-TC Location Shaft EE/29/TC	-		2	
30	Emergency light no. EML-30/2-TC Location Shaft EE/30/TC	-		2	
31	Emergency light no. EML-31/2-TC Location Shaft EE/31/TC	-		2	

Comment :

29, 2A, 29, 2A, AA, 10, F
29, 2A, 29, 2A, AA, 10, F

Note : 3.) N = Normal ; AB = Abnormal ; F = Fail

PM by :	Verified by	Approved by :
Signature :	Signature by :	Signature :
Date : 14/10/65	Date : 14/10/65	Date : 17/10/65



BUILDING : Millennium

Ref No : PPM-EE-014

PREVENTIVE MAINTENANCE CHECKLIST FOR Emergency Light Shaft EE

Rev. Date :

EQUIPMENT NUMBER: EML 32-55 TC

TYPE OF MAINTENANCE

W

M

2M

Q

H

Y

LOCATION: Shaft EE 32-55 FL. TC

NO.	TASK DESCRIPTION		PM Code	MEASUREMENT	Status (N/A B/F)	Remarks
1	Emergency light no.	EML-32/2-TC Location Shaft EE/32/TC	-		N	
2	Emergency light no.	EML-33/2-TC Location EE Room/33/TC	-		N	
3	Emergency light no.	EML-34/2-TC Location EE Room/34/TC	-		N	
4	Emergency light no.	EML-35/2-TC Location EE Room/35/TC	-		N	
5	Emergency light no.	EML-36/2-TC Location Shaft EE/36/TC	-		N	
6	Emergency light no.	EML-37/2-TC Location Shaft EE/37/TC	-		N	
7	Emergency light no.	EML-38/2-TC Location Shaft EE/38/TC	-		N	
8	Emergency light no.	EML-39/2-TC Location Shaft EE/39/TC	-		N	
9	Emergency light no.	EML-40/2-TC Location Shaft EE/40/TC	-		N	
10	Emergency light no.	EML-41/2-TC Location Shaft EE/41/TC	-		N	
11	Emergency light no.	EML-42/2-TC Location Shaft EE/42/TC	-		N	
12	Emergency light no.	EML-43/2-TC Location Shaft EE/43/TC	-		N	
13	Emergency light no.	EML-44/2-TC Location Shaft EE/44/TC	-		N	
14	Emergency light no.	EML-45/2-TC Location Shaft EE/45/TC	-		N	
15	Emergency light no.	EML-46/2-TC Location Shaft EE/46/TC	-		N	
16	Emergency light no.	EML-47/2-TC Location Shaft EE/47/TC	-		N	
17	Emergency light no.	EML-48/2-TC Location Shaft EE/48/TC	-		N	
18	Emergency light no.	EML-49/2-TC Location Shaft EE/49/TC	-		N	
19	Emergency light no.	EML-49/3-TC Location Lift Low Zone/49/TC	-		N	
20	Emergency light no.	EML-50/2-TC Location Shaft EE/50/TC	-		N	
21	Emergency light no.	EML-51/2-TC Location Shaft EE/51/TC	-		N	
22	Emergency light no.	EML-52/2-TC Location Shaft EE/52/TC	-		N	
23	Emergency light no.	EML-53/2-TC Location Shaft EE/53/TC	-		N	
24	Emergency light no.	EML-54/2-TC Location Corridor/R/TC	-		N	
25	Emergency light no.	EML-54/4-TC Location Fan Room/R/TC	-		N	
26	Emergency light no.	EML-54/5-TC Location Fan Room/R/TC	-		N	
27	Emergency light no.	EML-54/6-TC Location Shaft EE/R/TC	-		N	
28	Emergency light no.	EML-55/1-TC Location Lift High Zone/55/TC	-		N	
29	Emergency light no.	EML-55/2-TC Location Pump Room/55/TC	-		N	
30	Emergency light no.	EML-55/3-TC Location Lift Service Zone/55/TC	-		N	
31	Emergency light no.	EML-55/4-TC Location Corridor/55/TC	-		N	

Comment :

06, 41, 43, 45, 50, 53, 54/4, 54/5, 54/6, 55/3, 65/4

Note : 3.) N = Normal ; AB = Abnormal ; F = Fail

PM by :	Verified by	Approved by :
Signature :	Signature by :	Signature :
Date :	Date :	Date :



BUILDING : Millennium

Ref No : PPM-EE-014

PREVENTIVE MAINTENANCE CHECKLIST FOR Emergency Light Fireman Lift

Rev. Date :

EQUIPMENT NUMBER: EML B-34 TC

TYPE OF MAINTENANCE

W

M

2M

Q

H

Y

LOCATION: Fireman Lift B-34 FL. TC

NO.	TASK DESCRIPTION	PM Code	MEASUREMENT	Status (N/A B/F)	Remarks
1	Emergency light no. EML-B1/1-TC Location Fireman Lift /B1/TC	-		N	
2	Emergency light no. EML-G/1-TC Location Fireman Lift /G/TC	-		N	
3	Emergency light no. EML-F/1-TC Location Fireman Lift /F/TC	-		N	
4	Emergency light no. EML-D/1-TC Location Fireman Lift /D/TC	-		N	
5	Emergency light no. EML-8/1-TC Location Fireman Lift /8/TC	-		N	
6	Emergency light no. EML-9/1-TC Location Fireman Lift /9/TC	-		N	
7	Emergency light no. EML-10/1-TC Location Fireman Lift /10/TC	-		AB	
8	Emergency light no. EML-11/1-TC Location Fireman Lift /11/TC	-		N	
9	Emergency light no. EML-12/1-TC Location Fireman Lift /12/TC	-		N	
10	Emergency light no. EML-AA/1-TC Location Fireman Lift /AA/TC	-		AB	
11	Emergency light no. EML-14/1-TC Location Fireman Lift /14/TC	-		N	
12	Emergency light no. EML-15/1-TC Location Fireman Lift /15/TC	-		N	
13	Emergency light no. EML-16/1-TC Location Fireman Lift /16/TC	-		N	
14	Emergency light no. EML-17/1-TC Location Fireman Lift /17/TC	-		N	
15	Emergency light no. EML-18/1-TC Location Fireman Lift /18/TC	-		N	
16	Emergency light no. EML-19/1-TC Location Fireman Lift /19/TC	-		AB	
17	Emergency light no. EML-20/1-TC Location Fireman Lift /20/TC	-		N	
18	Emergency light no. EML-21/1-TC Location Fireman Lift /21/TC	-		N	
19	Emergency light no. EML-22/1-TC Location Fireman Lift /22/TC	-		N	
20	Emergency light no. EML-23/1-TC Location Fireman Lift /23/TC	-		N	
21	Emergency light no. EML-24/1-TC Location Fireman Lift /24/TC	-		AB	
22	Emergency light no. EML-25/1-TC Location Fireman Lift /25/TC	-		AB	
23	Emergency light no. EML-26/1-TC Location Fireman Lift /26/TC	-		N	
24	Emergency light no. EML-27/1-TC Location Fireman Lift /27/TC	-		N	
25	Emergency light no. EML-28/1-TC Location Fireman Lift /28/TC	-		N	
26	Emergency light no. EML-29/1-TC Location Fireman Lift /29/TC	-		AB	
27	Emergency light no. EML-30/1-TC Location Fireman Lift /30/TC	-		N	
28	Emergency light no. EML-31/1-TC Location Fireman Lift /31/TC	-		N	
29	Emergency light no. EML-32/1-TC Location Fireman Lift /32/TC	-		N	
30	Emergency light no. EML-33/1-TC Location Fireman Lift /33/TC	-		N	
31	Emergency light no. EML-34/1-TC Location Fireman Lift /34/TC	-		N	

Comment :

24/10/65 10, 13, 19, 24, 25, 29, 36, 41, 48, 51, 53

Note : 3.) N = Normal ; AB = Abnormal ; F = Fail

PM by :	Verified by	Approved by :
Signature : ๑๓๓๓๓๓, ๑๓๓๓๓๓	Signature by : 103M	Signature : ๑๓๓๓๓๓
Date : 12/10/65	Date : 14/10/65	Date : 17/10/65



BUILDING : Millennium

Ref No : PPM-EE-014

PREVENTIVE MAINTENANCE CHECKLIST FOR Emergency Light Fireman Lift

Rev. Date :

EQUIPMENT NUMBER: EML 34-54

TYPE OF MAINTENANCE

W

M

2M

Q

H

Y



LOCATION: Fireman Lift 34-54 FL. TC

NO.	TASK DESCRIPTION			PM Code	MEASUREMENT	Status (N/A B/F)	Remarks
1	Emergency light no.	EML-34/1-TC	Location Fireman Lift /34/TC	-		N	
2	Emergency light no.	EML-35/1-TC	Location Fireman Lift /35/TC	-		N	
3	Emergency light no.	EML-36/1-TC	Location Fireman Lift /36/TC	-		AB	
4	Emergency light no.	EML-37/1-TC	Location Fireman Lift /37/TC	-		N	
5	Emergency light no.	EML-38/2-TC	Location Fireman Lift /38/TC	-		N	
6	Emergency light no.	EML-39/1-TC	Location Fireman Lift /39/TC	-		N	
7	Emergency light no.	EML-40/1-TC	Location Fireman Lift /40/TC	-		N	
8	Emergency light no.	EML-41/1-TC	Location Fireman Lift /41/TC	-		AB	
9	Emergency light no.	EML-42/1-TC	Location Fireman Lift /42/TC	-		N	
10	Emergency light no.	EML-43/1-TC	Location Fireman Lift /43/TC	-		AB	
11	Emergency light no.	EML-44/1-TC	Location Fireman Lift /44/TC	-		N	
12	Emergency light no.	EML-45/1-TC	Location Fireman Lift /45/TC	-		N	
13	Emergency light no.	EML-46/1-TC	Location Fireman Lift /46/TC	-		N	
14	Emergency light no.	EML-47/1-TC	Location Fireman Lift /47/TC	-		N	
15	Emergency light no.	EML-48/1-TC	Location Fireman Lift /48/TC	-		N	
16	Emergency light no.	EML-49/1-TC	Location Fireman Lift /49/TC	-		N	
17	Emergency light no.	EML-50/1-TC	Location Fireman Lift /50/TC	-		N	
18	Emergency light no.	EML-51/1-TC	Location Fireman Lift /51/TC	-		AB	
19	Emergency light no.	EML-52/1-TC	Location Fireman Lift /52/TC	-		N	
20	Emergency light no.	EML-53/1-TC	Location Fireman Lift /53/TC	-		AB	
21	Emergency light no.	EML-54/1-TC	Location Fireman Lift Lobby/R/TC	-			
22	Emergency light no.		Location	-			
23	Emergency light no.		Location	-			
24	Emergency light no.		Location	-			
25	Emergency light no.		Location	-			
26	Emergency light no.		Location	-			
27	Emergency light no.		Location	-			
28	Emergency light no.		Location	-			
29	Emergency light no.		Location	-			
30	Emergency light no.		Location	-			
31	Emergency light no.		Location	-			

Comment :

Note : 3.) N = Normal ; AB = Abnormal ; F = Fail

PM by :	Verified by	Approved by :
Signature : <i>[Signature]</i>	Signature by : <i>[Signature]</i>	Signature : <i>[Signature]</i>
Date : 12/10/65	Date : 14/10/65	Date : 14/10/65

PM by :	Verified by	Approved by :
Signature : 	Signature by : 103m.	Signature : 
Date : 18/10/65	Date : 18/10/65	Date : 18/10/65

BUILDING : Millennium Residence@Sukhumvit

Ref No : PPM-EE-014

PREVENTIVE MAINTENANCE CHECKLIST FOR : Emergency Light Stair 1 Tower CRev. Date : 10/10/65EQUIPMENT NUMBER : EML-B1/4-TC - EML-30/3-TC

TYPE OF MAINTENANCE

W

M

2M

Q

H

Y

LOCATION : Stair 1/B1/TC - Stair 1/30/TC

NO.	TASK DESCRIPTION		PM Code	MEASUREMENT	Status (N/A B/F)	Remarks
1	Emergency light no. <u>EML-B1/4-TC</u>	Location <u>Stair 1/B1/TC</u>	-		N	
2	Emergency light no. <u>EML-G/3-TC</u>	Location <u>Stair 1/L/TC</u>	-		N	
3	Emergency light no. <u>EML-F/4-TC</u>	Location <u>Stair 1/F/TC</u>	-		N	
4	Emergency light no. <u>EML-F1/4-TC</u>	Location <u>Stair 1/F/TC</u>	-		N	
5	Emergency light no. <u>EML-F2/4-TC</u>	Location <u>Stair 1/F/TC</u>	-		N	
6	Emergency light no. <u>EML-F3/4-TC</u>	Location <u>Stair 1/F/TC</u>	-		N	
7	Emergency light no. <u>EML-F4/4-TC</u>	Location <u>Stair 1/F/TC</u>	-		AB	MRE-MEOT-098b5
8	Emergency light no. <u>EML-D/4-TC</u>	Location <u>Stair 1/D/TC</u>	-		AB	MRE-MEOT-098b6
9	Emergency light no. <u>EML-8/3-TC</u>	Location <u>Stair 1/8/TC</u>	-		N	
10	Emergency light no. <u>EML-9/3-TC</u>	Location <u>Stair 1/9/TC</u>	-		N	
11	Emergency light no. <u>EML-10/3-TC</u>	Location <u>Stair 1/10/TC</u>	-		N	
12	Emergency light no. <u>EML-11/3-TC</u>	Location <u>Stair 1/11/TC</u>	-		N	
13	Emergency light no. <u>EML-12/3-TC</u>	Location <u>Stair 1/12/TC</u>	-		N	
14	Emergency light no. <u>EML-AA/3-TC</u>	Location <u>Stair 1/AA/TC</u>	-		AB	MRE-MEOT-09814
15	Emergency light no. <u>EML-14/3-TC</u>	Location <u>Stair 1/14/TC</u>	-		N	
16	Emergency light no. <u>EML-15/3-TC</u>	Location <u>Stair 1/15/TC</u>	-		N	
17	Emergency light no. <u>EML-16/3-TC</u>	Location <u>Stair 1/16/TC</u>	-		AB	MRE-MEOT-098b6
18	Emergency light no. <u>EML-17/3-TC</u>	Location <u>Stair 1/17/TC</u>	-		N	
19	Emergency light no. <u>EML-18/3-TC</u>	Location <u>Stair 1/18/TC</u>	-		N	
20	Emergency light no. <u>EML-19/3-TC</u>	Location <u>Stair 1/19/TC</u>	-		N	
21	Emergency light no. <u>EML-20/3-TC</u>	Location <u>Stair 1/20/TC</u>	-		N	
22	Emergency light no. <u>EML-21/3-TC</u>	Location <u>Stair 1/21/TC</u>	-		AB	MRE-MEOT-09826
23	Emergency light no. <u>EML-22/3-TC</u>	Location <u>Stair 1/22/TC</u>	-		AB	MRE-MEOT-09830
24	Emergency light no. <u>EML-23/3-TC</u>	Location <u>Stair 1/23/TC</u>	-		N	
25	Emergency light no. <u>EML-24/3-TC</u>	Location <u>Stair 1/24/TC</u>	-		N	
26	Emergency light no. <u>EML-25/3-TC</u>	Location <u>Stair 1/25/TC</u>	-		AB	MRE-MEOT-09842
27	Emergency light no. <u>EML-26/3-TC</u>	Location <u>Stair 1/26/TC</u>	-		N	
28	Emergency light no. <u>EML-27/3-TC</u>	Location <u>Stair 1/27/TC</u>	-		N	
29	Emergency light no. <u>EML-28/3-TC</u>	Location <u>Stair 1/28/TC</u>	-		AB	MRE-MEOT-09854
30	Emergency light no. <u>EML-29/3-TC</u>	Location <u>Stair 1/29/TC</u>	-		N	
31	Emergency light no. <u>EML-30/3-TC</u>	Location <u>Stair 1/30/TC</u>	-		N	

Comment :

Note : 3.) N = Normal ; AB = Abnormal ; F = Fail

PM by :	Verified by :	Approved by :
Signature : <u>Signature</u>	Signature by : <u>Signature</u>	Signature : <u>Signature</u>
Date : <u>10/10/65</u>	Date : <u>20/10/65</u>	Date : <u>20/10/65</u>

BUILDING : Millennium Residence@Sukhumvit

Ref No : PPM-EE-014

PREVENTIVE MAINTENANCE CHECKLIST FOR : Emergency Light Stair 1 Tower C

Rev. Date : 20/10/65

EQUIPMENT NUMBER : EML-31/3-TC - EML-H2/1-TC

TYPE OF MAINTENANCE

W

M

2M

Q

H




Y

LOCATION : Stair 1/31/TC - Stair 1/H/TC

NO.	TASK DESCRIPTION		PM Code	MEASUREMENT	Status (N/A B/F)	Remarks
32	Emergency light no. EML-31/3-TC	Location Stair 1/31/TC	-		N	
33	Emergency light no. EML-32/3-TC	Location Stair 1/32/TC	-		AB	MRC-ME01-0990
34	Emergency light no. EML-33/3-TC	Location Stair 1/33/TC	-		N	
35	Emergency light no. EML-34/3-TC	Location Stair 1/34/TC	-		N	
36	Emergency light no. EML-35/3-TC	Location Stair 1/35/TC	-		AB	MRC-ME01-0982
37	Emergency light no. EML-36/3-TC	Location Stair 1/36/TC	-		AB	MRC-ME01-0986
38	Emergency light no. EML-37/3-TC	Location Stair 1/37/TC	-		N	
39	Emergency light no. EML-38/3-TC	Location Stair 1/38/TC	-		AB	MRC-ME01-0998
40	Emergency light no. EML-39/3-TC	Location Stair 1/39/TC	-		N	
41	Emergency light no. EML-40/3-TC	Location Stair 1/40/TC	-		N	
42	Emergency light no. EML-41/3-TC	Location Stair 1/41/TC	-		N	
43	Emergency light no. EML-42/3-TC	Location Stair 1/42/TC	-		N	
44	Emergency light no. EML-43/3-TC	Location Stair 1/43/TC	-		N	
45	Emergency light no. EML-44/3-TC	Location Stair 1/44/TC	-		N	
46	Emergency light no. EML-45/3-TC	Location Stair 1/45/TC	-		N	
47	Emergency light no. EML-46/3-TC	Location Stair 1/46/TC	-		N	
48	Emergency light no. EML-47/3-TC	Location Stair 1/47/TC	-		AB	MRC-ME01-0994
49	Emergency light no. EML-48/5-TC	Location Stair 1/48/TC	-		N	
50	Emergency light no. EML-49/4-TC	Location Stair 1/49/TC	-		N	
51	Emergency light no. EML-50/3-TC	Location Stair 1/50/TC	-		N	
52	Emergency light no. EML-51/3-TC	Location Stair 1/51/TC	-		N	
53	Emergency light no. EML-52/3-TC	Location Stair 1/52/TC	-		N	
54	Emergency light no. EML-53/3-TC	Location Stair 1/53/TC	-		N	
55	Emergency light no. EML-54/7-TC	Location Stair 1/R/TC	-		N	
56	Emergency light no. EML-55/5-TC	Location Stair 1/M/TC	-		N	
57	Emergency light no. EML-W/1-TC	Location Stair 1/W/TC	-		N	
58	Emergency light no. EML-H/1-TC	Location Stair 1/H/TC	-		N	
59	Emergency light no. EML-H1/1-TC	Location Stair 1/H/TC	-		N	
60	Emergency light no. EML-H2/1-TC	Location Stair 1/H/TC	-		N	

Comment :

Note : 3.) N = Normal ; AB = Abnormal ; F = Fail

PM by :	Verified by :	Approved by :
Signature : 	Signature by : 	Signature : 
Date : 20/10/65	Date : 20/10/65	Date : 20/10/65



BUILDING : Millennium Residence@Sukhumvit

Ref No : PPM-EE-014

PREVENTIVE MAINTENANCE CHECKLIST FOR : Emergency Light Stair 2 Tower C

Rev. Date : 20/10/65

EQUIPMENT NUMBER : EML-B1/5-TC - EML-30/4-TC

TYPE OF MAINTENANCE

W

M

2M

Q

H

Y

LOCATION : Stair 2/B1/TC - Stair 2/30/TC

NO.	TASK DESCRIPTION	PM Code	MEASUREMENT	Status (N/A B/F)	Remarks
1	Emergency light no. EML-B1/5-TC Location Stair 2/B1/TC	-		N	
2	Emergency light no. EML-G/4-TC Location Stair 2/L/TC	-		N	
3	Emergency light no. EML-F/5-TC Location Stair 2/F/TC	-		AB	MRCME01-0867
4	Emergency light no. EML-F1/5-TC Location Stair 2/F/TC	-		AB	MRCME01-0868
5	Emergency light no. EML-F2/5-TC Location Stair 2/F/TC	-		AB	MRCME01-0869
6	Emergency light no. EML-F3/5-TC Location Stair 2/F/TC	-		N	
7	Emergency light no. EML-F4/5-TC Location Stair 2/F/TC	-		N	
8	Emergency light no. EML-D/5-TC Location Stair 2/D/TC	-		N	
9	Emergency light no. EML-8/4-TC Location Stair 2/8/TC	-		N	
10	Emergency light no. EML-9/4-TC Location Stair 2/9/TC	-		N	
11	Emergency light no. EML-10/4-TC Location Stair 2/10/TC	-		N	
12	Emergency light no. EML-11/4-TC Location Stair 2/11/TC	-		N	
13	Emergency light no. EML-12/4-TC Location Stair 2/12/TC	-		N	
14	Emergency light no. EML-AA/4-TC Location Stair 2/AA/TC	-		N	
15	Emergency light no. EML-14/4-TC Location Stair 2/14/TC	-		AB	MRCME01-0907
16	Emergency light no. EML-15/4-TC Location Stair 2/15/TC	-		N	
17	Emergency light no. EML-16/4-TC Location Stair 2/16/TC	-		N	
18	Emergency light no. EML-17/4-TC Location Stair 2/17/TC	-		AB	MRCME01-0919
19	Emergency light no. EML-18/4-TC Location Stair 2/18/TC	-		N	
20	Emergency light no. EML-19/4-TC Location Stair 2/19/TC	-		N	
21	Emergency light no. EML-20/4-TC Location Stair 2/20/TC	-		AB	MRCME01-0931
22	Emergency light no. EML-21/4-TC Location Stair 2/21/TC	-		AB	MRCME01-0935
23	Emergency light no. EML-22/4-TC Location Stair 2/22/TC	-		AB	MRCME01-0939
24	Emergency light no. EML-23/4-TC Location Stair 2/23/TC	-		N	
25	Emergency light no. EML-24/4-TC Location Stair 2/24/TC	-		AB	MRCME01-0949
26	Emergency light no. EML-25/4-TC Location Stair 2/25/TC	-		N	
27	Emergency light no. EML-26/4-TC Location Stair 2/26/TC	-		N	
28	Emergency light no. EML-27/4-TC Location Stair 2/27/TC	-		N	
29	Emergency light no. EML-28/4-TC Location Stair 2/28/TC	-		N	
30	Emergency light no. EML-29/4-TC Location Stair 2/29/TC	-		N	
31	Emergency light no. EML-30/4-TC Location Stair 2/30/TC	-		AB	MRCME01-0979

Comment :

Note : 3.) N = Normal ; AB = Abnormal ; F = Fail

PM by :

Verified by :

Approved by :

Signature :

Signature by :

Signature :

Date :

Date :

Date :



BUILDING : Millennium Residence@Sukhumvit

Ref No : PPM-EE-014

PREVENTIVE MAINTENANCE CHECKLIST FOR : Emergency Light Stair 2 Tower C

Rev. Date : 20/10/65

EQUIPMENT NUMBER : EML-31/4-TC - EML-H2/2-TC

TYPE OF MAINTENANCE

W

M

2M

Q

H

Y

LOCATION : Stair 2/31/TC - Stair 2/H/TC

NO.	TASK DESCRIPTION		PM Code	MEASUREMENT	Status (N/A B/F)	Remarks
32	Emergency light no. EML-31/4-TC	Location Stair 2/31/TC	-		AB	MRC-ME01-0995
33	Emergency light no. EML-32/4-TC	Location Stair 2/32/TC	-		N	
34	Emergency light no. EML-33/4-TC	Location Stair 2/33/TC	-		N	
35	Emergency light no. EML-34/4-TC	Location Stair 2/34/TC	-		AB	MRC-ME01-0997
36	Emergency light no. EML-35/4-TC	Location Stair 2/35/TC	-		N	
37	Emergency light no. EML-36/4-TC	Location Stair 2/36/TC	-		N	
38	Emergency light no. EML-37/4-TC	Location Stair 2/37/TC	-		N	
39	Emergency light no. EML-38/4-TC	Location Stair 2/38/TC	-		N	
40	Emergency light no. EML-39/4-TC	Location Stair 2/39/TC	-		N	
41	Emergency light no. EML-40/4-TC	Location Stair 2/40/TC	-		N	
42	Emergency light no. EML-41/4-TC	Location Stair 2/41/TC	-		N	
43	Emergency light no. EML-42/4-TC	Location Stair 2/42/TC	-		N	
44	Emergency light no. EML-43/4-TC	Location Stair 2/43/TC	-		N	
45	Emergency light no. EML-44/4-TC	Location Stair 2/44/TC	-		N	
46	Emergency light no. EML-45/4-TC	Location Stair 2/45/TC	-		N	
47	Emergency light no. EML-46/4-TC	Location Stair 2/46/TC	-		N	
48	Emergency light no. EML-47/4-TC	Location Stair 2/47/TC	-		N	
49	Emergency light no. EML-48/6-TC	Location Stair 2/48/TC	-		AB	MRC-ME01-1044
50	Emergency light no. EML-49/5-TC	Location Stair 2/49/TC	-		N	
51	Emergency light no. EML-50/4-TC	Location Stair 2/50/TC	-		AB	MRC-ME01-1050
52	Emergency light no. EML-51/4-TC	Location Stair 2/51/TC	-		AB	MRC-ME01-1054
53	Emergency light no. EML-52/4-TC	Location Stair 2/R/TC	-		N	
54	Emergency light no. EML-53/4-TC	Location Stair 2/M/TC	-		N	
55	Emergency light no. EML-54/8-TC	Location Stair 2/R/TC	-		N	
56	Emergency light no. EML-55/6-TC	Location Stair 2/M/TC	-		N	
57	Emergency light no. EML-W/2-TC	Location Stair 2/W/TC	-		N	
58	Emergency light no. EML-H/2-TC	Location Stair 2/H/TC	-		AB	MRC-ME01-1078
59	Emergency light no. EML-H1/2-TC	Location Stair 2/H/TC	-		N	
60	Emergency light no. EML-H2/2-TC	Location Stair 2/H/TC	-		AB	MRC-ME01-1082

Comment :

Note : 3.) N = Normal ; AB = Abnormal ; F = Fail

PM by :

Verified by :

Approved by :

Signature :

Signature by :

Signature :

Date :

Date :

Date :



BUILDING : Millennium

Ref No : PPM-EE-014

PREVENTIVE MAINTENANCE CHECKLIST FOR Emergency Light Shaft EE

Rev. Date : 09/06/2018

EQUIPMENT NUMBER: EML B-31 TD

TYPE OF MAINTENANCE

W

M

2M

Q

H

Y

LOCATION: Shaft EE B-31 FL. TD

NO.	TASK DESCRIPTION	PM Code	MEASUREMENT	Status (N/A B/F)	Remarks
1	Emergency light no. EML-B1/3-TD Location Shaft EE/B1/TD	-		N	
2	Emergency light no. EML-B1/6-TD Location EE Room/B1/TD	-		N	
3	Emergency light no. EML-B1/7-TD Location EE Room/B1/TD	-		N	
4	Emergency light no. EML-B1/8-TD Location EE Room/B1/TD	-		N	
5	Emergency light no. EML-G/2-TD Location Shaft EE/G/TD	-		N	
6	Emergency light no. EML-F/2-TD Location Shaft EE/F/TD	-		AB	1097
7	Emergency light no. EML-D/2-TD Location Shaft EE/D/TD	-		N	
8	Emergency light no. EML-8/2-TD Location Shaft EE/8/TD	-		N	
9	Emergency light no. EML-9/2-TD Location Shaft EE/9/TD	-		N	
10	Emergency light no. EML-10/2-TD Location Shaft EE/10/TD	-		N	
11	Emergency light no. EML-11/2-TD Location Shaft EE/11/TD	-		N	
12	Emergency light no. EML-12/2-TD Location Shaft EE/12/TD	-		N	
13	Emergency light no. EML-AA/2-TD Location Shaft EE/AA/TD	-		N	
14	Emergency light no. EML-14/2-TD Location Shaft EE/14/TD	-		N	
15	Emergency light no. EML-15/2-TD Location Shaft EE/15/TD	-		N	
16	Emergency light no. EML-16/2-TD Location Shaft EE/16/TD	-		N	
17	Emergency light no. EML-17/2-TD Location Shaft EE/17/TD	-		N	
18	Emergency light no. EML-18/2-TD Location Shaft EE/18/TD	-		N	
19	Emergency light no. EML-19/2-TD Location Shaft EE/19/TD	-		AB	1158
20	Emergency light no. EML-20/2-TD Location Shaft EE/20/TD	-		N	
21	Emergency light no. EML-21/2-TD Location Shaft EE/21/TD	-		N	
22	Emergency light no. EML-22/2-TD Location Shaft EE/22/TD	-		N	
23	Emergency light no. EML-23/2-TD Location Shaft EE/23/TD	-		N	
24	Emergency light no. EML-24/2-TD Location Shaft EE/24/TD	-		N	
25	Emergency light no. EML-25/2-TD Location Shaft EE/25/TD	-		AB	1182
26	Emergency light no. EML-26/2-TD Location Shaft EE/26/TD	-		N	
27	Emergency light no. EML-27/2-TD Location Shaft EE/27/TD	-		N	
28	Emergency light no. EML-28/2-TD Location Shaft EE/28/TD	-		N	
29	Emergency light no. EML-29/2-TD Location Shaft EE/29/TD	-		N	
30	Emergency light no. EML-30/2-TD Location Shaft EE/30/TD	-		N	
31	Emergency light no. EML-31/2-TD Location Shaft EE/31/TD	-		N	

Comment :

for F, 19, 25 etc.

Note : 3.) N = Normal ; AB = Abnormal ; F = Fail

PM by :	Verified by	Approved by :
Signature : 202	Signature by : [Signature]	Signature : [Signature]
Date : 13.10.65	Date : 13-10-65	Date : 13-10-65

BUILDING : Millennium

Ref No : PPM-EE-014

PREVENTIVE MAINTENANCE CHECKLIST FOR Emergency Light Shaft EE

Rev. Date : 09/06/2018

EQUIPMENT NUMBER: EML 32-53 TD

TYPE OF MAINTENANCE

W M 2M Q H Y



LOCATION: Shaft EE 32-53 FL. TD

NO.	TASK DESCRIPTION			PM Code	MEASUREMENT	Status (N/A B/F)	Remarks
32	Emergency light no.	EML-32/2-TD	Location Shaft EE/32/TD	-		N	
33	Emergency light no.	EML-33/2-TD	Location Shaft EE/33/TD	-		N	
34	Emergency light no.	EML-34/2-TD	Location Shaft EE/34/TD	-		N	
35	Emergency light no.	EML-35/2-TD	Location Shaft EE /35/TD	-		AB	1222
36	Emergency light no.	EML-36/2-TD	Location Shaft EE/36/TD	-		N	
37	Emergency light no.	EML-37/2-TD	Location Shaft EE/37/TD	-		N	
38	Emergency light no.	EML-38/2-TD	Location Shaft EE/38/TD	-		N	
39	Emergency light no.	EML-39/2-TD	Location Shaft EE/39/TD	-		AB	1238
40	Emergency light no.	EML-40/2-TD	Location Shaft EE/40/TD	-		N	
41	Emergency light no.	EML-41/2-TD	Location Shaft EE/41/TD	-		N	
42	Emergency light no.	EML-42/2-TD	Location Shaft EE/42/TD	-		N	
43	Emergency light no.	EML-43/2-TD	Location Shaft EE/43/TD	-		N	
44	Emergency light no.	EML-44/2-TD	Location Shaft EE/44/TD	-		AB	1258
45	Emergency light no.	EML-45/2-TD	Location Shaft EE/45/TD	-		N	
46	Emergency light no.	EML-46/2-TD	Location Shaft EE/46/TD	-		N	
47	Emergency light no.	EML-47/2-TD	Location Shaft EE/47/TD	-		N	
48	Emergency light no.	EML-48/2-TD	Location Shaft EE/48/TD	-		N	
49	Emergency light no.	EML-48/5-TD	Location Fan Room 1/48/TD	-		N	
50	Emergency light no.	EML-48/6-TD	Location Fan Room 2/48/TD	-		N	
51	Emergency light no.	EML-49/2-TD	Location Shaft EE/49/TD	-		N	
52	Emergency light no.	EML-49/3-TD	Location Lift Low Zone/49/TD	-		N	
53	Emergency light no.	EML-50/2-TD	Location Shaft EE/50/TD	-		N	
54	Emergency light no.	EML-51/2-TD	Location Shaft EE/51/TD	-		N	
55	Emergency light no.	EML-52/2-TD	Location Corridor/R/TD	-		AB	1292
56	Emergency light no.	EML-52/3-TD	Location Corridor/R/TD	-		N	
57	Emergency light no.	EML-52/4-TD	Location Fan Room/R/TD	-		N	
58	Emergency light no.	EML-52/6-TD	Location Shaft EE/R/TD	-		N	
59	Emergency light no.	EML-53/1-TD	Location Lift High Zone/M/TD	-		AB	1301.
60	Emergency light no.	EML-53/2-TD	Location Pump Room/M/TD	-		N	
61	Emergency light no.	EML-53/3-TD	Location Lift Service Zone/M/TD	-		N	
62	Emergency light no.	EML-53/4-TD	Location Corridor/M/TD	-		N	

Comment :

35, 39, 44, 52, 53. i.e.

Note : 3.) N = Normal ; AB = Abnormal ; F = Fail

PM by :	Verified by	Approved by :
Signature : 252	Signature by : 	Signature : 
Date : 13.10.15	Date : 13-10-15	Date : 17/10/15



BUILDING : Millennium

Ref No : PPM-EE-014

PREVENTIVE MAINTENANCE CHECKLIST FOR Emergency Light Fireman Lift

Rev. Date : 09/06/2018

EQUIPMENT NUMBER: EML B-34 TD

TYPE OF MAINTENANCE

W

M

2M

Q

H

Y

LOCATION: Fireman Lift B-34 FL. TD

NO.	TASK DESCRIPTION		PM Code	MEASUREMENT	Status (N/A B/F)	Remarks
1	Emergency light no.	EML-B1/1-TD Location Fireman Lift /B1/TD	-		AB	1083.
2	Emergency light no.	EML-G/1-TD Location Fireman Lift /G/TD	-		N	
3	Emergency light no.	EML-F/1-TD Location Fireman Lift /F/TD	-		N	
4	Emergency light no.	EML-D/1-TD Location Fireman Lift /D/TD	-		N	
5	Emergency light no.	EML-8/1-TD Location Fireman Lift /8/TD	-		N	
6	Emergency light no.	EML-9/1-TD Location Fireman Lift /9/TD	-		N	
7	Emergency light no.	EML-10/1-TD Location Fireman Lift /10/TD	-		AB	1122.
8	Emergency light no.	EML-11/1-TD Location Fireman Lift /11/TD	-		N	
9	Emergency light no.	EML-12/1-TD Location Fireman Lift /12/TD	-		N	
10	Emergency light no.	EML-AA/1-TD Location Fireman Lift /AA/TD	-		N	
11	Emergency light no.	EML-14/1-TD Location Fireman Lift /14/TD	-		N	
12	Emergency light no.	EML-15/1-TD Location Fireman Lift /15/TD	-		N	
13	Emergency light no.	EML-16/1-TD Location Fireman Lift /16/TD	-		AB	1145
14	Emergency light no.	EML-17/1-TD Location Fireman Lift /17/TD	-		N	
15	Emergency light no.	EML-18/1-TD Location Fireman Lift /18/TD	-		N	
16	Emergency light no.	EML-19/1-TD Location Fireman Lift /19/TD	-		N	
17	Emergency light no.	EML-20/1-TD Location Fireman Lift /20/TD	-		AB	1161.
18	Emergency light no.	EML-21/1-TD Location Fireman Lift /21/TD	-		AB	1165
19	Emergency light no.	EML-22/1-TD Location Fireman Lift /22/TD	-		N	
20	Emergency light no.	EML-23/1-TD Location Fireman Lift /23/TD	-		2	
21	Emergency light no.	EML-24/1-TD Location Fireman Lift /24/TD	-		2	
22	Emergency light no.	EML-25/1-TD Location Fireman Lift /25/TD	-		2	
23	Emergency light no.	EML-26/1-TD Location Fireman Lift /26/TD	-		2	
24	Emergency light no.	EML-27/1-TD Location Fireman Lift /27/TD	-		2	
25	Emergency light no.	EML-28/1-TD Location Fireman Lift /28/TD	-		2	
26	Emergency light no.	EML-29/1-TD Location Fireman Lift /29/TD	-		AB	1197
27	Emergency light no.	EML-30/1-TD Location Fireman Lift /30/TD	-		2	
28	Emergency light no.	EML-31/1-TD Location Fireman Lift /31/TD	-		2	
29	Emergency light no.	EML-32/1-TD Location Fireman Lift /32/TD	-		2	
30	Emergency light no.	EML-33/1-TD Location Fireman Lift /33/TD	-		2	
31	Emergency light no.	EML-34/1-TD Location Fireman Lift /34/TD	-		2	

Comment :

Ex. B, 10, 16, 20, 21, 29. etc.

Note : 3.) N = Normal ; AB = Abnormal ; F = Fail

PM by :	Verified by	Approved by :
Signature :	Signature by :	Signature :
Date : 13.10.65	Date : 13-10-65	Date : 13/10/85



BUILDING : Millennium

Ref No : PPM-EE-014

PREVENTIVE MAINTENANCE CHECKLIST FOR Emergency Light Fireman Lift

Rev. Date : 09/06/2018

EQUIPMENT NUMBER: EML 35-52 TD

TYPE OF MAINTENANCE

W

M

2M

Q

H

Y

LOCATION: Fireman Lift 35-52 FL. TD

NO.	TASK DESCRIPTION	PM Code	MEASUREMENT	Status (N/A B/F)	Remarks
32	Emergency light no. EML-35/1-TD Location Fireman Lift /35/TD	-		22	
33	Emergency light no. EML-36/1-TD Location Fireman Lift /36/TD	-		22	
34	Emergency light no. EML-37/1-TD Location Fireman Lift /37/TD	-		22	
35	Emergency light no. EML-38/2-TD Location Fireman Lift /38/TD	-		AB	1253
36	Emergency light no. EML-39/1-TD Location Fireman Lift /39/TD	-		22	
37	Emergency light no. EML-40/1-TD Location Fireman Lift /40/TD	-		22	
38	Emergency light no. EML-41/1-TD Location Fireman Lift /41/TD	-		22	
39	Emergency light no. EML-42/1-TD Location Fireman Lift /42/TD	-		22	
40	Emergency light no. EML-43/1-TD Location Fireman Lift /43/TD	-		AB	1253
41	Emergency light no. EML-44/1-TD Location Fireman Lift /44/TD	-		22	
42	Emergency light no. EML-45/1-TD Location Fireman Lift /45/TD	-		22	
43	Emergency light no. EML-46/1-TD Location Fireman Lift /46/TD	-		22	
44	Emergency light no. EML-47/1-TD Location Fireman Lift /47/TD	-		22	
45	Emergency light no. EML-48/1-TD Location Fireman Lift /48/TD	-		22	
46	Emergency light no. EML-49/1-TD Location Fireman Lift /49/TD	-		22	
47	Emergency light no. EML-50/1-TD Location Fireman Lift /50/TD	-		22	
48	Emergency light no. EML-51/1-TD Location Fireman Lift /51/TD	-		22	
49	Emergency light no. EML-52/1-TD Location Fireman Lift Lobby/R/TD	-		22	
	Emergency light no. 53 Location	-		AB	1302
	Emergency light no. Location	-			
	Emergency light no. Location	-			
	Emergency light no. Location	-			
	Emergency light no. Location	-			
	Emergency light no. Location	-			
	Emergency light no. Location	-			
	Emergency light no. Location	-			
	Emergency light no. Location	-			
	Emergency light no. Location	-			
	Emergency light no. Location	-			
	Emergency light no. Location	-			
	Emergency light no. Location	-			
	Emergency light no. Location	-			
	Emergency light no. Location	-			

Comment :

38, 43, 53 cse.

Note : 3.) N = Normal ; AB = Abnormal ; F = Fail

PM by :	Verified by	Approved by :
Signature : 252	Signature by : [Signature]	Signature : [Signature]
Date : 13.10.65	Date : 13-10-65	Date : 17/10/65

BUILDING : Millennium Residence@Sukhumvit

Ref No : PPM-EE-014

PREVENTIVE MAINTENANCE CHECKLIST FOR : Emergency Light Tower Clubhouse

Rev. Date :

EQUIPMENT NUMBER : EML-B3/1-CH - EML-B1/5-CH

TYPE OF MAINTENANCE

W

M

2M

Q

H




Y

LOCATION : Carpark /B3/CH - ST1/B1/CH

NO.	TASK DESCRIPTION	PM Code	MEASUREMENT	Status (N/A B/F)	Remarks
1	Emergency light no. EML-B3/1-CH Location Carpark /B3/CH	-		N	
2	Emergency light no. EML-B3/2-CH Location ST2/B3/CH	-		N	
3	Emergency light no. EML-B3/3-CH Location Carpark /B3/CH	-		N	
4	Emergency light no. EML-B3/4-CH Location Carpark /B3/CH	-		N	
5	Emergency light no. EML-B3/5-CH Location ST1/B3/CH	-		N	
6	Emergency light no. EML-B3/6-CH Location Lift Lobby 1/B3/CH	-		N	
7	Emergency light no. EML-B3/7-CH Location Carpark /B3/CH	-		N	
8	Emergency light no. EML-B3/8-CH Location Carpark /B3/CH	-		N	
9	Emergency light no. EML-B3/9-CH Location ST3/B3/CH	-		N	
10	Emergency light no. EML-B3/10-CH Location Carpark /B3/CH	-		N	
11	Emergency light no. EML-B3/11-CH Location Carpark /B3/CH	-		N	
12	Emergency light no. EML-B3/12-CH Location ST4/B3/CH	-		N	
13	Emergency light no. EML-B3/13-CH Location Carpark /B3/CH	-		N	
14	Emergency light no. EML-B2/1-CH Location Carpark /B2/CH	-		N	
15	Emergency light no. EML-B2/2-CH Location ST2/B2/CH	-		AB	(N/E)
16	Emergency light no. EML-B2/3-CH Location Carpark /B2/CH	-		N	
17	Emergency light no. EML-B2/4-CH Location Carpark /B2/CH	-		N	
18	Emergency light no. EML-B2/5-CH Location ST1/B2/CH	-		AB	(N/E)
19	Emergency light no. EML-B2/6-CH Location Lift Lobby 1/B2/CH	-		N	
20	Emergency light no. EML-B2/7-CH Location Carpark /B2/CH	-		N	
21	Emergency light no. EML-B2/8-CH Location Carpark /B2/CH	-		N	
22	Emergency light no. EML-B2/9-CH Location ST3/B2/CH	-		N	
23	Emergency light no. EML-B2/10-CH Location Carpark /B2/CH	-		N	
24	Emergency light no. EML-B2/11-CH Location Carpark /B2/CH	-		N	
25	Emergency light no. EML-B2/12-CH Location ST4/B2/CH	-		N	
26	Emergency light no. EML-B2/13-CH Location Carpark /B2/CH	-		N	
27	Emergency light no. EML-B1/1-CH Location Carpark /B1/CH	-		N	
28	Emergency light no. EML-B1/2-CH Location ST2/B1/CH	-		N	
29	Emergency light no. EML-B1/2-CH Location Carpark /B1/CH	-		N	
30	Emergency light no. EML-B1/4-CH Location Carpark /B1/CH	-		N	
31	Emergency light no. EML-B1/5-CH Location ST1/B1/CH	-		N	

Comment :

Note : 3.) N = Normal ; AB = Abnormal ; F = Fail

PM by :	Verified by :	Approved by :
Signature : 	Signature by : 	Signature : 
Date : 19/10/65	Date : 19/10/65	Date : 19/10/65

BUILDING : Millennium Residence@Sukhumvit

Ref No : PPM-EE-014

PREVENTIVE MAINTENANCE CHECKLIST FOR : Emergency Light Tower Clubhouse

Rev. Date :

EQUIPMENT NUMBER : EML-B1/6-CH - EML-2/4-CH

TYPE OF MAINTENANCE

W

M

2M

Q

H




Y

LOCATION : Lift Lobby 1/B1/CH - Carpark /2/CH

NO.	TASK DESCRIPTION		PM Code	MEASUREMENT	Status (N/A B/F)	Remarks
32	Emergency light no. EML-B1/6-CH	Location Lift Lobby 1/B1/CH	-		N	
33	Emergency light no. EML-B1/7-CH	Location Carpark /B1/CH	-		N	
34	Emergency light no. EML-B1/8-CH	Location Carpark /B1/CH	-		N	
35	Emergency light no. EML-B1/9-CH	Location Pump Room /B1/CH	-		N	
36	Emergency light no. EML-B1/10-CH	Location ST3/B1/CH	-		N	
37	Emergency light no. EML-B1/11-CH	Location Carpark /B1/CH	-		AB	180
38	Emergency light no. EML-B1/12-CH	Location Carpark /B1/CH	-		AB	180
39	Emergency light no. EML-B1/13-CH	Location ST4/B1/CH	-		N	
40	Emergency light no. EML-B1/14-CH	Location Carpark /B1/CH	-		N	
41	Emergency light no. EML-G/1-CH	Location Carpark /G/CH	-		AB	
42	Emergency light no. EML-G/2-CH	Location ST2/G/CH	-		N	
43	Emergency light no. EML-G/3-CH	Location Carpark /G/CH	-		AB	
44	Emergency light no. EML-G/4-CH	Location Carpark /G/CH	-		N	
45	Emergency light no. EML-G/5-CH	Location ST1/G/CH	-		N	
46	Emergency light no. EML-G/6-CH	Location Lift Lobby 1/G/CH	-		N	
47	Emergency light no. EML-G/7-CH	Location Communication Room/G/CH	-		N	
48	Emergency light no. EML-G/8-CH	Location MEA Room/G/CH	-		N	
49	Emergency light no. EML-G/9-CH	Location High Voltage Room/G/CH	-		N	
50	Emergency light no. EML-G/10-CH	Location Generator Room/G/CH	-		N	
51	Emergency light no. EML-G/11-CH	Location Generator Room/G/CH	-		AB	
52	Emergency light no. EML-G/12-CH	Location RSU Room/G/CH	-		N	
53	Emergency light no. EML-G/13-CH	Location Carpark /G/CH	-		N	
54	Emergency light no. EML-G/14-CH	Location ST3/G/CH	-		N	
55	Emergency light no. EML-G/15-CH	Location Carpark /G/CH	-		N	
56	Emergency light no. EML-G/16-CH	Location Carpark /G/CH	-		N	
57	Emergency light no. EML-G/17-CH	Location ST4/G/CH	-		AB	
58	Emergency light no. EML-G/18-CH	Location Carpark /G/CH	-		N	
59	Emergency light no. EML-2/1-CH	Location Carpark /2/CH	-		N	
60	Emergency light no. EML-2/2-CH	Location ST2/2/CH	-		AB	
61	Emergency light no. EML-2/3-CH	Location Carpark /2/CH	-		N	
62	Emergency light no. EML-2/4-CH	Location Carpark /2/CH	-		N	

Comment :

Note : 3.) N = Normal ; AB = Abnormal ; F = Fail

PM by :	Verified by :	Approved by :
Signature : 	Signature by : 	Signature : 
Date : 14/10/65	Date : 14/10/65	Date : 14/10/65

BUILDING : Millennium Residence@Sukhumvit

Ref No : PPM-EE-014

PREVENTIVE MAINTENANCE CHECKLIST FOR : Emergency Light Tower Clubhouse

Rev. Date :

EQUIPMENT NUMBER : EML-2/5-CH - EML-5/2-CH

TYPE OF MAINTENANCE

W

M

2M

Q

H




Y

LOCATION : ST1/2/CH - ST1/5/CH

NO.	TASK DESCRIPTION	PM Code	MEASUREMENT	Status (N/A B/F)	Remarks
63	Emergency light no. EML-2/5-CH Location ST1/2/CH	-		N	
64	Emergency light no. EML-2/6-CH Location Lift Lobby 1/2/CH	-		N	
65	Emergency light no. EML-2/7-CH Location Carpark /2/CH	-		AB	13/10
66	Emergency light no. EML-2/8-CH Location Carpark /2/CH	-		N	
67	Emergency light no. EML-2/9-CH Location ST3/2/CH	-		N	
68	Emergency light no. EML-2/10-CH Location Carpark /2/CH	-		N	
69	Emergency light no. EML-2/11-CH Location Carpark /2/CH	-		N	
70	Emergency light no. EML-2/12-CH Location ST4/2/CH	-		N	
71	Emergency light no. EML-2/13-CH Location Carpark /2/CH	-		N	
72	Emergency light no. EML-3/1-CH Location Carpark /3/CH	-		N	
73	Emergency light no. EML-3/2-CH Location ST1/3/CH	-		AB	13/10
74	Emergency light no. EML-3/3-CH Location Carpark /3/CH	-		AB	13/10
75	Emergency light no. EML-3/4-CH Location Carpark /3/CH	-		N	
76	Emergency light no. EML-3/5-CH Location ST2/3/CH	-		N	
77	Emergency light no. EML-3/6-CH Location Lift Lobby 1/3/CH	-		N	
78	Emergency light no. EML-3/7-CH Location Carpark /3/CH	-		AB	13/10
79	Emergency light no. EML-3/8-CH Location Carpark /3/CH	-		N	
80	Emergency light no. EML-3/9-CH Location ST3/3/CH	-		N	
81	Emergency light no. EML-3/10-CH Location Carpark /3/CH	-		N	
82	Emergency light no. EML-3/11-CH Location Carpark /3/CH	-		AB	13/10
83	Emergency light no. EML-3/12-CH Location ST4/3/CH	-		N	
84	Emergency light no. EML-3/13-CH Location Carpark /3/CH	-		N	
85	Emergency light no. EML-4/1-CH Location Lift Lobby 1/4/CH	-		N	
86	Emergency light no. EML-4/2-CH Location ST1/4/CH	-		N	
87	Emergency light no. EML-4/3-CH Location ST2/4/CH	-		N	
88	Emergency light no. EML-4/4-CH Location ST4/4/CH	-		N	
89	Emergency light no. EML-5/1-CH Location Lift Lobby 1/5/CH	-		N	
90	Emergency light no. EML-5/2-CH Location ST1/5/CH	-		N	

Comment :

Note : 3.) N = Normal ; AB = Abnormal ; F = Fail

PM by :	Verified by :	Approved by :
Signature : 	Signature by : 	Signature : 
Date : 13/10/65	Date : 13/10/65	Date : 13/10/65

ฝ่ายวิศวกรรม อาคารฯ

CHECKLIST EXIT LIGHT ประจำเดือน

BUILDING : Millennium

Ref No : PPM-EE-013

PREVENTIVE MAINTENANCE CHECKLIST FOR EXIT SIGN LIST

Rev. Date :

EQUIPMENT NUMBER: EX - B/31 - TA

TYPE OF MAINTENANCE

W

M

2M

Q

H

Y

LOCATION: Lift Lobby Fl. B - 31 TA

NO.	TASK DESCRIPTION	PM Code	MEASUREMENT	Status (N/A B/F)	Remarks
1	Exit sign no. <u>EX-B1/1/TA</u> Location <u>Corridor /B1/TA</u>	-		22	
2	Exit sign no. <u>EX-G/1/TA</u> Location <u>Entrance/G/TA</u>	-		22	
3	Exit sign no. <u>EX-G/2/TA</u> Location <u>Lift Lobby/G/TA</u>	-		22	
4	Exit sign no. <u>EX-G/3/TA</u> Location <u>Stair 1/G/TA</u>	-		22	
5	Exit sign no. <u>EX-G/4/TA</u> Location <u>Stair 2/G/TA</u>	-		22	
6	Exit sign no. <u>EX-F/1/TA</u> Location <u>Corridor/F/TA</u>	-		22	
7	Exit sign no. <u>EX-D/1/TA</u> Location <u>Corridor/D/TA</u>	-		22	
8	Exit sign no. <u>EX-8/1/TA</u> Location <u>Lift Lobby/8/TA</u>	-		22	
9	Exit sign no. <u>EX-9/1/TA</u> Location <u>Lift Lobby/9/TA</u>	-		22	
10	Exit sign no. <u>EX-10/1/TA</u> Location <u>Lift Lobby/10/TA</u>	-		22	
11	Exit sign no. <u>EX-11/1/TA</u> Location <u>Lift Lobby/11/TA</u>	-		22	
12	Exit sign no. <u>EX-12/1/TA</u> Location <u>Lift Lobby/12/TA</u>	-		22	
13	Exit sign no. <u>EX-AA/1/TA</u> Location <u>Lift Lobby/AA/TA</u>	-		22	
14	Exit sign no. <u>EX-14/1/TA</u> Location <u>Lift Lobby/14/TA</u>	-		22	
15	Exit sign no. <u>EX-15/1/TA</u> Location <u>Lift Lobby/15/TA</u>	-		22	
16	Exit sign no. <u>EX-16/1/TA</u> Location <u>Lift Lobby/16/TA</u>	-		22	
17	Exit sign no. <u>EX-17/1/TA</u> Location <u>Lift Lobby/17/TA</u>	-		22	
18	Exit sign no. <u>EX-18/1/TA</u> Location <u>Lift Lobby/18/TA</u>	-		22	
19	Exit sign no. <u>EX-19/1/TA</u> Location <u>Lift Lobby/19/TA</u>	-		22	
20	Exit sign no. <u>EX-20/1/TA</u> Location <u>Lift Lobby/20/TA</u>	-		22	
21	Exit sign no. <u>EX-21/1/TA</u> Location <u>Lift Lobby/21/TA</u>	-		22	
22	Exit sign no. <u>EX-22/1/TA</u> Location <u>Lift Lobby/22/TA</u>	-		22	
23	Exit sign no. <u>EX-23/1/TA</u> Location <u>Lift Lobby/23/TA</u>	-		22	
24	Exit sign no. <u>EX-24/1/TA</u> Location <u>Lift Lobby/24/TA</u>	-		22	
25	Exit sign no. <u>EX-25/1/TA</u> Location <u>Lift Lobby/25/TA</u>	-		22	
26	Exit sign no. <u>EX-26/1/TA</u> Location <u>Lift Lobby/26/TA</u>	-		22	
27	Exit sign no. <u>EX-27/1/TA</u> Location <u>Lift Lobby/27/TA</u>	-		22	
28	Exit sign no. <u>EX-28/1/TA</u> Location <u>Lift Lobby/28/TA</u>	-		22	
29	Exit sign no. <u>EX-29/1/TA</u> Location <u>Lift Lobby/29/TA</u>	-		22	
30	Exit sign no. <u>EX-30/1/TA</u> Location <u>Lift Lobby/30/TA</u>	-		22	
31	Exit sign no. <u>EX-31/1/TA</u> Location <u>Lift Lobby/31/TA</u>	-		22	

Comment :

Note : 3.) N = Normal ; AB = Abnormal ; F = Fail

PM by :	Verified by	Approved by :
Signature : <u>[Signature]</u>	Signature by : <u>[Signature]</u>	Signature : <u>[Signature]</u>
Date : <u>18/8/65</u>	Date : <u>19-8-65</u>	Date : <u>19-8-65</u>

BUILDING : Millennium

Ref No : PPM-EE-013

PREVENTIVE MAINTENANCE CHECKLIST FOR EXIT SIGN LIST

Rev. Date :

EQUIPMENT NUMBER: EX - 32/53 - TA

TYPE OF MAINTENANCE

W

M

2M

Q

H

Y

LOCATION: Lift Lobby Fl. 32 - 53 TA

NO.	TASK DESCRIPTION	PM Code	MEASUREMENT	Status (N/A B/F)	Remarks
32	Exit sigh no. <u>EX-32/1/TA</u> Location <u>Lift Lobby/32/TA</u>	-		22	
33	Exit sigh no. <u>EX-33/1/TA</u> Location <u>Lift Lobby/33/TA</u>	-		22	
34	Exit sigh no. <u>EX-34/1/TA</u> Location <u>Lift Lobby/34/TA</u>	-		22	
35	Exit sigh no. <u>EX-35/1/TA</u> Location <u>Lift Lobby/35/TA</u>	-		22	
36	Exit sigh no. <u>EX-36/1/TA</u> Location <u>Lift Lobby/36/TA</u>	-		22	
37	Exit sigh no. <u>EX-37/1/TA</u> Location <u>Lift Lobby/37/TA</u>	-		22	
38	Exit sigh no. <u>EX-38/1/TA</u> Location <u>Lift Lobby/39/TA</u>	-		22	
39	Exit sigh no. <u>EX-39/1/TA</u> Location <u>Lift Lobby/39/TA</u>	-		22	
40	Exit sigh no. <u>EX-40/1/TA</u> Location <u>Lift Lobby/40/TA</u>	-		22	
41	Exit sigh no. <u>EX-41/1/TA</u> Location <u>Lift Lobby/41/TA</u>	-		22	
42	Exit sigh no. <u>EX-42/1/TA</u> Location <u>Lift Lobby/42/TA</u>	-		22	
43	Exit sigh no. <u>EX-43/1/TA</u> Location <u>Lift Lobby/43/TA</u>	-		22	
44	Exit sigh no. <u>EX-44/1/TA</u> Location <u>Lift Lobby/44/TA</u>	-		22	
45	Exit sigh no. <u>EX-45/1/TA</u> Location <u>Lift Lobby/45/TA</u>	-		22	
46	Exit sigh no. <u>EX-46/1/TA</u> Location <u>Lift Lobby/46/TA</u>	-		22	
47	Exit sigh no. <u>EX-47/1/TA</u> Location <u>Lift Lobby/47/TA</u>	-		22	
48	Exit sigh no. <u>EX-48/1/TA</u> Location <u>Lift Lobby/48/TA</u>	-		22	
49	Exit sigh no. <u>EX-49/1/TA</u> Location <u>Lift Lobby/49/TA</u>	-		22	
50	Exit sigh no. <u>EX-50/1/TA</u> Location <u>Lift Lobby/50/TA</u>	-		22	
51	Exit sigh no. <u>EX-51/1/TA</u> Location <u>Lift Lobby/51/TA</u>	-		22	
52	Exit sigh no. <u>EX-52/1/TA</u> Location <u>Lift Lobby/R/TA</u>	-		22	
53	Exit sigh no. <u>EX-53/1/TA</u> Location <u>Lift Lobby/M/TA</u>	-		22	
	Exit sigh no. _____ Location _____	-			
	Exit sigh no. _____ Location _____	-			
	Exit sigh no. _____ Location _____	-			
	Exit sigh no. _____ Location _____	-			
	Exit sigh no. _____ Location _____	-			
	Exit sigh no. _____ Location _____	-			
	Exit sigh no. _____ Location _____	-			
	Exit sigh no. _____ Location _____	-			
	Exit sigh no. _____ Location _____	-			

Comment :

Note : 3.) N = Normal ; AB = Abnormal ; F = Fail

PM by :	Verified by	Approved by :
Signature : <u>[Signature]</u>	Signature by : <u>[Signature]</u>	Signature : <u>[Signature]</u>
Date : <u>18/8/65</u>	Date : <u>19-8-65</u>	Date : <u>19-8-65</u>



BUILDING : Millennium

Ref No : PPM-EE-013

PREVENTIVE MAINTENANCE CHECKLIST FOR EXIT SIGN LIST

Rev. Date :

EQUIPMENT NUMBER: EX – B/31 - TB

TYPE OF MAINTENANCE

W

M

2M

Q

H

Y

LOCATION: Lift Lobby Fl. B – 31 TB

NO.	TASK DESCRIPTION	PM Code	MEASUREMENT	Status (N/A B/F)	Remarks
1	Exit sign no. <u>EX-B1/1/TB</u> Location <u>Corridor /B1/TB</u>	-		N	
2	Exit sign no. <u>EX-G/1/TB</u> Location <u>Entrance/G/TB</u>	-		N	
3	Exit sign no. <u>EX-G/2/TB</u> Location <u>Lift Lobby/G/TB</u>	-		N	
4	Exit sign no. <u>EX-G/3/TB</u> Location <u>Stair 1/G/TB</u>	-		N	
5	Exit sign no. <u>EX-G/4/TB</u> Location <u>Stair 2/G/TB</u>	-		N	
6	Exit sign no. <u>EX-F/1/TB</u> Location <u>Corridor/F/TB</u>	-		N	
7	Exit sign no. <u>EX-D/1/TB</u> Location <u>Corridor/D/TB</u>	-		N	
8	Exit sign no. <u>EX-8/1/TB</u> Location <u>Lift Lobby/8/TB</u>	-		N	
9	Exit sign no. <u>EX-9/1/TB</u> Location <u>Lift Lobby/9/TB</u>	-		N	
10	Exit sign no. <u>EX-10/1/TB</u> Location <u>Lift Lobby/10/TB</u>	-		N	
11	Exit sign no. <u>EX-11/1/TB</u> Location <u>Lift Lobby/11/TB</u>	-		N	
12	Exit sign no. <u>EX-12/1/TB</u> Location <u>Lift Lobby/12/TB</u>	-		N	
13	Exit sign no. <u>EX-AA/1/TB</u> Location <u>Lift Lobby/AA/TB</u>	-		N	
14	Exit sign no. <u>EX-14/1/TB</u> Location <u>Lift Lobby/14/TB</u>	-		N	
15	Exit sign no. <u>EX-15/1/TB</u> Location <u>Lift Lobby/15/TB</u>	-		N	
16	Exit sign no. <u>EX-16/1/TB</u> Location <u>Lift Lobby/16/TB</u>	-		N	
17	Exit sign no. <u>EX-17/1/TB</u> Location <u>Lift Lobby/17/TB</u>	-		N	
18	Exit sign no. <u>EX-18/1/TB</u> Location <u>Lift Lobby/18/TB</u>	-		N	
19	Exit sign no. <u>EX-19/1/TB</u> Location <u>Lift Lobby/19/TB</u>	-		N	
20	Exit sign no. <u>EX-20/1/TB</u> Location <u>Lift Lobby/20/TB</u>	-		N	
21	Exit sign no. <u>EX-21/1/TB</u> Location <u>Lift Lobby/21/TB</u>	-		N	
22	Exit sign no. <u>EX-22/1/TB</u> Location <u>Lift Lobby/22/TB</u>	-		N	
23	Exit sign no. <u>EX-23/1/TB</u> Location <u>Lift Lobby/23/TB</u>	-		N	
24	Exit sign no. <u>EX-24/1/TB</u> Location <u>Lift Lobby/24/TB</u>	-		N	
25	Exit sign no. <u>EX-25/1/TB</u> Location <u>Lift Lobby/25/TB</u>	-		N	
26	Exit sign no. <u>EX-26/1/TB</u> Location <u>Lift Lobby/26/TB</u>	-		N	
27	Exit sign no. <u>EX-27/1/TB</u> Location <u>Lift Lobby/27/TB</u>	-		N	
28	Exit sign no. <u>EX-28/1/TB</u> Location <u>Lift Lobby/28/TB</u>	-		N	
29	Exit sign no. <u>EX-29/1/TB</u> Location <u>Lift Lobby/29/TB</u>	-		N	
30	Exit sign no. <u>EX-30/1/TB</u> Location <u>Lift Lobby/30/TB</u>	-		N	
31	Exit sign no. <u>EX-31/1/TB</u> Location <u>Lift Lobby/31/TB</u>	-		N	

Comment :

Note : 3.) N = Normal ; AB = Abnormal ; F = Fail

PM by :	Verified by	Approved by :
Signature :	Signature by :	Signature :
Date : <u>18/8/65</u>	Date : <u>19-8-65</u>	Date : <u>19-8-65</u>



BUILDING : Millennium

Ref No : PPM-EE-013

PREVENTIVE MAINTENANCE CHECKLIST FOR EXIT SIGN LIST

Rev. Date :

EQUIPMENT NUMBER: EX - 32/55 - TB

TYPE OF MAINTENANCE

W

☒ M

2M

Q

H

Y

LOCATION: Lift Lobby Fl. 32 - 55 TB

NO.	TASK DESCRIPTION	PM Code	MEASUREMENT	Status (N/A B/F)	Remarks
1	Exit sign no. <u>EX-32/1/TB</u> Location <u>Lift Lobby/32/TB</u>	-		N	
2	Exit sign no. <u>EX-33/1/TB</u> Location <u>Lift Lobby/33/TB</u>	-		N	
3	Exit sign no. <u>EX-34/1/TB</u> Location <u>Lift Lobby/34/TB</u>	-		N	
4	Exit sign no. <u>EX-35/1/TB</u> Location <u>Lift Lobby/35/TB</u>	-		N	
5	Exit sign no. <u>EX-36/1/TB</u> Location <u>Lift Lobby/36/TB</u>	-		N	
6	Exit sign no. <u>EX-37/1/TB</u> Location <u>Lift Lobby/37/TB</u>	-		N	
7	Exit sign no. <u>EX-38/1/TB</u> Location <u>Lift Lobby/39/TB</u>	-		N	
8	Exit sign no. <u>EX-39/1/TB</u> Location <u>Lift Lobby/39/TB</u>	-		N	
9	Exit sign no. <u>EX-40/1/TB</u> Location <u>Lift Lobby/40/TB</u>	-		N	
10	Exit sign no. <u>EX-41/1/TB</u> Location <u>Lift Lobby/41/TB</u>	-		N	
11	Exit sign no. <u>EX-42/1/TB</u> Location <u>Lift Lobby/42/TB</u>	-		N	
12	Exit sign no. <u>EX-43/1/TB</u> Location <u>Lift Lobby/43/TB</u>	-		N	
13	Exit sign no. <u>EX-44/1/TB</u> Location <u>Lift Lobby/44/TB</u>	-		N	
14	Exit sign no. <u>EX-45/1/TB</u> Location <u>Lift Lobby/45/TB</u>	-		N	
15	Exit sign no. <u>EX-46/1/TB</u> Location <u>Lift Lobby/46/TB</u>	-		N	
16	Exit sign no. <u>EX-47/1/TB</u> Location <u>Lift Lobby/47/TB</u>	-		N	
17	Exit sign no. <u>EX-48/1/TB</u> Location <u>Lift Lobby/48/TB</u>	-		N	
18	Exit sign no. <u>EX-49/1/TB</u> Location <u>Lift Lobby/49/TB</u>	-		N	
19	Exit sign no. <u>EX-50/1/TB</u> Location <u>Lift Lobby/50/TB</u>	-		N	
20	Exit sign no. <u>EX-51/1/TB</u> Location <u>Lift Lobby/51/TB</u>	-		N	
21	Exit sign no. <u>EX-52/1/TB</u> Location <u>Lift Lobby/52/TB</u>	-		N	
22	Exit sign no. <u>EX-53/1/TB</u> Location <u>Lift Lobby/53/TB</u>	-		N	
23	Exit sign no. <u>EX-54/1/TB</u> Location <u>Corridor/R/TB</u>	-		N	
24	Exit sign no. <u>EX-55/1/TB</u> Location <u>Corridor/M/TB</u>	-		N	
	Exit sign no. _____ Location _____	-			
	Exit sign no. _____ Location _____	-			
	Exit sign no. _____ Location _____	-			
	Exit sign no. _____ Location _____	-			
	Exit sign no. _____ Location _____	-			
	Exit sign no. _____ Location _____	-			
	Exit sign no. _____ Location _____	-			

Comment :

Note : 3.) N = Normal ; AB = Abnormal ; F = Fail

PM by :	Verified by	Approved by :
Signature :	Signature by :	Signature :
Date : 18/8/65	Date : 19-8-65	Date : 19-8-65



BUILDING : Millennium

Ref No : PPM-EE-013

PREVENTIVE MAINTENANCE CHECKLIST FOR EXIT SIGN LIST

Rev. Date : 09/06/2018

EQUIPMENT NUMBER: EX - B/31 - TC

TYPE OF MAINTENANCE

W

M

2M

Q

H

Y

LOCATION: Lift Lobby Fl. B - 31

NO.	TASK DESCRIPTION		PM Code	MEASUREMENT	Status (N/A B/F)	Remarks
1	Exit sign no. EX-B1/1/TC	Location Corridor /B1/TC	-		22	
2	Exit sign no. EX-G/1/TC	Location Entrance/G/TC	-		22	
3	Exit sign no. EX-G/2/TC	Location Lift Lobby/G/TC	-		22	
4	Exit sign no. EX-G/3/TC	Location Stair 1/G/TC	-		22	
5	Exit sign no. EX-G/4/TC	Location Stair 2/G/TC	-		22	
6	Exit sign no. EX-F/1/TC	Location Corridor/F/TC	-		22	
7	Exit sign no. EX-D/1/TC	Location Corridor/D/TC	-		22	
8	Exit sign no. EX-8/1/TC	Location Lift Lobby/8/TC	-		22	
9	Exit sign no. EX-9/1/TC	Location Lift Lobby/9/TC	-		22	
10	Exit sign no. EX-10/1/TC	Location Lift Lobby/10/TC	-		22	
11	Exit sign no. EX-11/1/TC	Location Lift Lobby/11/TC	-		22	
12	Exit sign no. EX-12/1/TC	Location Lift Lobby/12/TC	-		22	
13	Exit sign no. EX-AA/1/TC	Location Lift Lobby/AA/TC	-		22	
14	Exit sign no. EX-14/1/TC	Location Lift Lobby/14/TC	-		22	
15	Exit sign no. EX-15/1/TC	Location Lift Lobby/15/TC	-		22	
16	Exit sign no. EX-16/1/TC	Location Lift Lobby/16/TC	-		22	
17	Exit sign no. EX-17/1/TC	Location Lift Lobby/17/TC	-		22	
18	Exit sign no. EX-18/1/TC	Location Lift Lobby/18/TC	-		22	
19	Exit sign no. EX-19/1/TC	Location Lift Lobby/19/TC	-		22	
20	Exit sign no. EX-20/1/TC	Location Lift Lobby/20/TC	-		22	
21	Exit sign no. EX-21/1/TC	Location Lift Lobby/21/TC	-		22	
22	Exit sign no. EX-22/1/TC	Location Lift Lobby/22/TC	-		22	
23	Exit sign no. EX-23/1/TC	Location Lift Lobby/23/TC	-		22	
24	Exit sign no. EX-24/1/TC	Location Lift Lobby/24/TC	-		22	
25	Exit sign no. EX-25/1/TC	Location Lift Lobby/25/TC	-		22	
26	Exit sign no. EX-26/1/TC	Location Lift Lobby/26/TC	-		22	
27	Exit sign no. EX-27/1/TC	Location Lift Lobby/27/TC	-		22	
28	Exit sign no. EX-28/1/TC	Location Lift Lobby/28/TC	-		22	
29	Exit sign no. EX-29/1/TC	Location Lift Lobby/29/TC	-		22	
30	Exit sign no. EX-30/1/TC	Location Lift Lobby/30/TC	-		22	
31	Exit sign no. EX-31/1/TC	Location Lift Lobby/31/TC	-		22	

Comment :

Note : 3.) N = Normal ; AB = Abnormal ; F = Fail

PM by :	Verified by	Approved by :
Signature :	Signature by :	Signature :
Date : 7/8/65	Date : 7/8/65	Date : 7/8/65



BUILDING : **Millennium**

Ref No : PPM-EE-013

PREVENTIVE MAINTENANCE CHECKLIST FOR EXIT SIGN LIST

Rev. Date : 09/06/2018

EQUIPMENT NUMBER: **EX - 32/55 - TC**

TYPE OF MAINTENANCE

W

M

2M

Q

H

Y

LOCATION: **Lift Lobby Fl. 32 - 55**

NO.	TASK DESCRIPTION		PM Code	MEASUREMENT	Status (N/A B/F)	Remarks
1	Exit sigh no. <u>EX-32/1/TC</u>	Location <u>Lift Lobby/32/TC</u>	-		2	
2	Exit sigh no. <u>EX-33/1/TC</u>	Location <u>Lift Lobby/33/TC</u>	-		2	
3	Exit sigh no. <u>EX-34/1/TC</u>	Location <u>Lift Lobby/34/TC</u>	-		2	
4	Exit sigh no. <u>EX-35/1/TC</u>	Location <u>Lift Lobby/35/TC</u>	-		2	
5	Exit sigh no. <u>EX-36/1/TC</u>	Location <u>Lift Lobby/36/TC</u>	-		2	
6	Exit sigh no. <u>EX-37/1/TC</u>	Location <u>Lift Lobby/37/TC</u>	-		2	
7	Exit sigh no. <u>EX-38/1/TC</u>	Location <u>Lift Lobby/39/TC</u>	-		2	
8	Exit sigh no. <u>EX-39/1/TC</u>	Location <u>Lift Lobby/39/TC</u>	-		2	
9	Exit sigh no. <u>EX-40/1/TC</u>	Location <u>Lift Lobby/40/TC</u>	-		2	
10	Exit sigh no. <u>EX-41/1/TC</u>	Location <u>Lift Lobby/41/TC</u>	-		2	
11	Exit sigh no. <u>EX-42/1/TC</u>	Location <u>Lift Lobby/42/TC</u>	-		2	
12	Exit sigh no. <u>EX-43/1/TC</u>	Location <u>Lift Lobby/43/TC</u>	-		2	
13	Exit sigh no. <u>EX-44/1/TC</u>	Location <u>Lift Lobby/44/TC</u>	-		2	
14	Exit sigh no. <u>EX-45/1/TC</u>	Location <u>Lift Lobby/45/TC</u>	-		2	
15	Exit sigh no. <u>EX-46/1/TC</u>	Location <u>Lift Lobby/46/TC</u>	-		2	
16	Exit sigh no. <u>EX-47/1/TC</u>	Location <u>Lift Lobby/47/TC</u>	-		2	
17	Exit sigh no. <u>EX-48/1/TC</u>	Location <u>Lift Lobby/48/TC</u>	-		2	
18	Exit sigh no. <u>EX-49/1/TC</u>	Location <u>Lift Lobby/49/TC</u>	-		2	
19	Exit sigh no. <u>EX-50/1/TC</u>	Location <u>Lift Lobby/50/TC</u>	-		2	
20	Exit sigh no. <u>EX-51/1/TC</u>	Location <u>Lift Lobby/51/TC</u>	-		2	
21	Exit sigh no. <u>EX-52/1/TC</u>	Location <u>Lift Lobby/52/TC</u>	-		2	
22	Exit sigh no. <u>EX-53/1/TC</u>	Location <u>Lift Lobby/53/TC</u>	-		2	
23	Exit sigh no. <u>EX-54/1/TC</u>	Location <u>Corridor/R/TC</u>	-		2	
24	Exit sigh no. <u>EX-55/1/TC</u>	Location <u>Corridor/M/TC</u>	-		2	
	Exit sigh no. _____	Location _____	-			
	Exit sigh no. _____	Location _____	-			
	Exit sigh no. _____	Location _____	-			
	Exit sigh no. _____	Location _____	-			
	Exit sigh no. _____	Location _____	-			
	Exit sigh no. _____	Location _____	-			
	Exit sigh no. _____	Location _____	-			

Comment :

Note : 3.) N = Normal ; AB = Abnormal ; F = Fail

PM by :	Verified by <u>8/8/15</u>	Approved by :
Signature : <u>8/8/15</u>	Signature by :	Signature : <u>8/8/15</u>
Date : <u>8/8/15</u>	Date : <u>8/8/15</u>	Date : <u>8/8/15</u>



BUILDING : Millennium

Ref No : PPM-EE-013

PREVENTIVE MAINTENANCE CHECKLIST FOR EXIT SIGN LIST

Rev. Date : 09/06/2018

EQUIPMENT NUMBER: EX – B/31 - TD

TYPE OF MAINTENANCE

W

M

2M

Q

H

Y

LOCATION: Lift Lobby Fl. B – 31 TD

NO.	TASK DESCRIPTION		PM Code	MEASUREMENT	Status (N/A B/F)	Remarks
1	Exit sign no. EX-B1/1/TD	Location Corridor /B1/TD	-		N	
2	Exit sign no. EX-G/1/TD	Location Entrance/G/TD	-		N	
3	Exit sign no. EX-G/2/TD	Location Lift Lobby/G/TD	-		N	
4	Exit sign no. EX-G/3/TD	Location Stair 1/G/TD	-		N	
5	Exit sign no. EX-G/4/TD	Location Stair 2/G/TD	-		N	
6	Exit sign no. EX-F/1/TD	Location Corridor/F/TD	-		N	
7	Exit sign no. EX-D/1/TD	Location Corridor/D/TD	-		N	
8	Exit sign no. EX-8/1/TD	Location Lift Lobby/8/TD	-		N	
9	Exit sign no. EX-9/1/TD	Location Lift Lobby/9/TD	-		N	
10	Exit sign no. EX-10/1/TD	Location Lift Lobby/10/TD	-		N	
11	Exit sign no. EX-11/1/TD	Location Lift Lobby/11/TD	-		N	
12	Exit sign no. EX-12/1/TD	Location Lift Lobby/12/TD	-		N	
13	Exit sign no. EX-AA/1/TD	Location Lift Lobby/AA/TD	-		N	
14	Exit sign no. EX-14/1/TD	Location Lift Lobby/14/TD	-		N	
15	Exit sign no. EX-15/1/TD	Location Lift Lobby/15/TD	-		N	
16	Exit sign no. EX-16/1/TD	Location Lift Lobby/16/TD	-		N	
17	Exit sign no. EX-17/1/TD	Location Lift Lobby/17/TD	-		N	
18	Exit sign no. EX-18/1/TD	Location Lift Lobby/18/TD	-		N	
19	Exit sign no. EX-19/1/TD	Location Lift Lobby/19/TD	-		N	
20	Exit sign no. EX-20/1/TD	Location Lift Lobby/20/TD	-		N	
21	Exit sign no. EX-21/1/TD	Location Lift Lobby/21/TD	-		N	
22	Exit sign no. EX-22/1/TD	Location Lift Lobby/22/TD	-		N	
23	Exit sign no. EX-23/1/TD	Location Lift Lobby/23/TD	-		N	
24	Exit sign no. EX-24/1/TD	Location Lift Lobby/24/TD	-		N	
25	Exit sign no. EX-25/1/TD	Location Lift Lobby/25/TD	-		N	
26	Exit sign no. EX-26/1/TD	Location Lift Lobby/26/TD	-		N	
27	Exit sign no. EX-27/1/TD	Location Lift Lobby/27/TD	-		N	
28	Exit sign no. EX-28/1/TD	Location Lift Lobby/28/TD	-		N	
29	Exit sign no. EX-29/1/TD	Location Lift Lobby/29/TD	-		N	
30	Exit sign no. EX-30/1/TD	Location Lift Lobby/30/TD	-		N	
31	Exit sign no. EX-31/1/TD	Location Lift Lobby/31/TD	-		N	

Comment :

Note : 3.) N = Normal ; AB = Abnormal ; F = Fail

PM by :	Verified by	Approved by :
Signature :	Signature by :	Signature :
Date : 3/8/65	Date : 3-8-65	Date : 3-8-65



BUILDING : Millennium

Ref No : PPM-EE-013

PREVENTIVE MAINTENANCE CHECKLIST FOR EXIT SIGN LIST

Rev. Date : 09/06/2018

EQUIPMENT NUMBER: EX - 32/53 - TD

TYPE OF MAINTENANCE

W

M

2M

Q

H

Y

LOCATION: Lift Lobby Fl. 32 - 53 TD

NO.	TASK DESCRIPTION		PM Code	MEASUREMENT	Status (N/A B/F)	Remarks
1	Exit sign no. <u>EX-32/1/TD</u>	Location <u>Lift Lobby/32/TD</u>	-		N	
2	Exit sign no. <u>EX-33/1/TD</u>	Location <u>Lift Lobby/33/TD</u>	-		N	
3	Exit sign no. <u>EX-34/1/TD</u>	Location <u>Lift Lobby/34/TD</u>	-		N	
4	Exit sign no. <u>EX-35/1/TD</u>	Location <u>Lift Lobby/35/TD</u>	-		N	
5	Exit sign no. <u>EX-36/1/TD</u>	Location <u>Lift Lobby/36/TD</u>	-		N	
6	Exit sign no. <u>EX-37/1/TD</u>	Location <u>Lift Lobby/37/TD</u>	-		N	
7	Exit sign no. <u>EX-38/1/TD</u>	Location <u>Lift Lobby/39/TD</u>	-		N	
8	Exit sign no. <u>EX-39/1/TD</u>	Location <u>Lift Lobby/39/TD</u>	-		N	
9	Exit sign no. <u>EX-40/1/TD</u>	Location <u>Lift Lobby/40/TD</u>	-		N	
10	Exit sign no. <u>EX-41/1/TD</u>	Location <u>Lift Lobby/41/TD</u>	-		N	
11	Exit sign no. <u>EX-42/1/TD</u>	Location <u>Lift Lobby/42/TD</u>	-		N	
12	Exit sign no. <u>EX-43/1/TD</u>	Location <u>Lift Lobby/43/TD</u>	-		N	
13	Exit sign no. <u>EX-44/1/TD</u>	Location <u>Lift Lobby/44/TD</u>	-		N	
14	Exit sign no. <u>EX-45/1/TD</u>	Location <u>Lift Lobby/45/TD</u>	-		N	
15	Exit sign no. <u>EX-46/1/TD</u>	Location <u>Lift Lobby/46/TD</u>	-		N	
16	Exit sign no. <u>EX-47/1/TD</u>	Location <u>Lift Lobby/47/TD</u>	-		N	
17	Exit sign no. <u>EX-48/1/TD</u>	Location <u>Lift Lobby/48/TD</u>	-		N	
18	Exit sign no. <u>EX-49/1/TD</u>	Location <u>Lift Lobby/49/TD</u>	-		N	
19	Exit sign no. <u>EX-50/1/TD</u>	Location <u>Lift Lobby/50/TD</u>	-		N	
20	Exit sign no. <u>EX-51/1/TD</u>	Location <u>Lift Lobby/51/TD</u>	-		N	
21	Exit sign no. <u>EX-52/1/TD</u>	Location <u>Lift Lobby/R/TD</u>	-		N	
22	Exit sign no. <u>EX-53/1/TD</u>	Location <u>Lift Lobby/M/TD</u>	-		N	
	Exit sign no. _____	Location _____	-			
	Exit sign no. _____	Location _____	-			
	Exit sign no. _____	Location _____	-			
	Exit sign no. _____	Location _____	-			
	Exit sign no. _____	Location _____	-			
	Exit sign no. _____	Location _____	-			
	Exit sign no. _____	Location _____	-			
	Exit sign no. _____	Location _____	-			
	Exit sign no. _____	Location _____	-			

Comment :

Note : 3.) N = Normal ; AB = Abnormal ; F = Fail

PM by :	Verified by	Approved by :
Signature :	Signature by :	Signature :
Date : <u>3/8/65</u>	Date : <u>3-8-65</u>	Date : <u>3-8-65</u>

BUILDING : **Millennium**

Ref No : PPM-EE-013

PREVENTIVE MAINTENANCE CHECKLIST FOR EXIT SIGN LIST Exit Sign Club House

Rev. Date : 16/8/65

EQUIPMENT NUMBER: **EX - B3/5 - CH**

TYPE OF MAINTENANCE

W

M

2M

Q

H

Y

LOCATION: **FL. B3 - 5**

NO.	TASK DESCRIPTION		PM Code	MEASUREMENT	Status (N/A B/F)	Remarks
1	Exit sign no. <u>EX-B3/1-CH</u>	Location <u>Stair 2/B3/CH</u>	-		2	
2	Exit sign no. <u>EX-B3/2-CH</u>	Location <u>Stair 1/B3/CH</u>	-		2	
3	Exit sign no. <u>EX-B3/3-CH</u>	Location <u>Stair 3/B3/CH</u>	-		2	
4	Exit sign no. <u>EX-B3/4-CH</u>	Location <u>Stair 4/B3/CH</u>	-		2	
5	Exit sign no. <u>EX-B2/1-CH</u>	Location <u>Stair 2/B2/CH</u>	-		2	
6	Exit sign no. <u>EX-B2/2-CH</u>	Location <u>Stair 1/B2/CH</u>	-		2	
7	Exit sign no. <u>EX-B2/3-CH</u>	Location <u>Stair 3/B2/CH</u>	-		2	
8	Exit sign no. <u>EX-B2/4-CH</u>	Location <u>Stair 4/B2/CH</u>	-		2	
9	Exit sign no. <u>EX-B1/1-CH</u>	Location <u>Stair 2/B1/CH</u>	-		2	
10	Exit sign no. <u>EX-B1/2-CH</u>	Location <u>Stair 1/B1/CH</u>	-		2	
11	Exit sign no. <u>EX-B1/3-CH</u>	Location <u>Stair 3/B1/CH</u>	-		2	
12	Exit sign no. <u>EX-B1/4-CH</u>	Location <u>Stair 4/B1/CH</u>	-		2	
13	Exit sign no. <u>EX-G/1-CH</u>	Location <u>Stair 2/G/CH</u>	-		2	
14	Exit sign no. <u>EX-G/2-CH</u>	Location <u>Lift Lobby 2/G/CH</u>	-		2	
15	Exit sign no. <u>EX-G/3-CH</u>	Location <u>Stair 1/G/CH</u>	-		2	
16	Exit sign no. <u>EX-G/4-CH</u>	Location <u>Lift Lobby 1/G/CH</u>	-		2	
17	Exit sign no. <u>EX-G/5-CH</u>	Location <u>Stair 3/G/CH</u>	-		2	
18	Exit sign no. <u>EX-G/6-CH</u>	Location <u>Lift Lobby 3/G/CH</u>	-		2	
19	Exit sign no. <u>EX-G/7-CH</u>	Location <u>Stair 4/G/CH</u>	-		2	
20	Exit sign no. <u>EX-G/8-CH</u>	Location <u>Carpark In /G/CH</u>	-		2	
21	Exit sign no. <u>EX-G/9-CH</u>	Location <u>Carpark Out /G/CH</u>	-		2	
22	Exit sign no. <u>EX-2/1-CH</u>	Location <u>Stair 2/2/CH</u>	-		2	
23	Exit sign no. <u>EX-2/2-CH</u>	Location <u>Stair 1/2/CH</u>	-		2	
24	Exit sign no. <u>EX-2/3-CH</u>	Location <u>Stair 3/2/CH</u>	-		2	
25	Exit sign no. <u>EX-2/4-CH</u>	Location <u>Stair 4/2/CH</u>	-		2	
26	Exit sign no. <u>EX-3/1-CH</u>	Location <u>Stair 2/3/CH</u>	-		2	
27	Exit sign no. <u>EX-3/2-CH</u>	Location <u>Stair 1/3/CH</u>	-		2	
28	Exit sign no. <u>EX-3/3-CH</u>	Location <u>Stair 3/3/CH</u>	-		2	
29	Exit sign no. <u>EX-3/4-CH</u>	Location <u>Stair 4/3/CH</u>	-		2	
30	Exit sign no. <u>EX-4/1-CH</u>	Location <u>Lift Lobby 1/4/CH</u>	-		2	
31	Exit sign no. <u>EX-5/1-CH</u>	Location <u>Lift Lobby 1/5/CH</u>	-		2	

Comment :

Note : 3.) N = Normal ; AB = Abnormal ; F = Fail

PM by :	Verified by	Approved by :
Signature : 10302	Signature by : [Signature]	Signature : [Signature]
Date : 16/8/65	Date : 16-8-65	Date : 18-8/85

BUILDING : Millennium

Ref No : PPM-EE-013

PREVENTIVE MAINTENANCE CHECKLIST FOR EXIT SIGN LIST

Rev. Date : 7-10-66

EQUIPMENT NUMBER: EX - B/31 - TA

TYPE OF MAINTENANCE

W

M

2M

Q

H

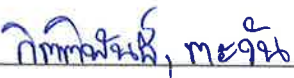


Y

LOCATION: Lift Lobby Fl. B - 31 TA

NO.	TASK DESCRIPTION		PM Code	MEASUREMENT	Status (N/A B/F)	Remarks
1	Exit sign no. EX-B1/1/TA	Location Corridor /B1/TA	-		2	
2	Exit sign no. EX-G/1/TA	Location Entrance/G/TA	-		2	
3	Exit sign no. EX-G/2/TA	Location Lift Lobby/G/TA	-		2	
4	Exit sign no. EX-G/3/TA	Location Stair 1/G/TA	-		2	
5	Exit sign no. EX-G/4/TA	Location Stair 2/G/TA	-		2	
6	Exit sign no. EX-F/1/TA	Location Corridor/F/TA	-		2	
7	Exit sign no. EX-D/1/TA	Location Corridor/D/TA	-		2	
8	Exit sign no. EX-8/1/TA	Location Lift Lobby/8/TA	-		2	
9	Exit sign no. EX-9/1/TA	Location Lift Lobby/9/TA	-		2	
10	Exit sign no. EX-10/1/TA	Location Lift Lobby/10/TA	-		2	
11	Exit sign no. EX-11/1/TA	Location Lift Lobby/11/TA	-		2	
12	Exit sign no. EX-12/1/TA	Location Lift Lobby/12/TA	-		2	
13	Exit sign no. EX-AA/1/TA	Location Lift Lobby/AA/TA	-		2	
14	Exit sign no. EX-14/1/TA	Location Lift Lobby/14/TA	-		2	
15	Exit sign no. EX-15/1/TA	Location Lift Lobby/15/TA	-		2	
16	Exit sign no. EX-16/1/TA	Location Lift Lobby/16/TA	-		2	
17	Exit sign no. EX-17/1/TA	Location Lift Lobby/17/TA	-		2	
18	Exit sign no. EX-18/1/TA	Location Lift Lobby/18/TA	-		2	
19	Exit sign no. EX-19/1/TA	Location Lift Lobby/19/TA	-		2	
20	Exit sign no. EX-20/1/TA	Location Lift Lobby/20/TA	-		2	
21	Exit sign no. EX-21/1/TA	Location Lift Lobby/21/TA	-		2	
22	Exit sign no. EX-22/1/TA	Location Lift Lobby/22/TA	-		2	
23	Exit sign no. EX-23/1/TA	Location Lift Lobby/23/TA	-		2	
24	Exit sign no. EX-24/1/TA	Location Lift Lobby/24/TA	-		2	
25	Exit sign no. EX-25/1/TA	Location Lift Lobby/25/TA	-		2	
26	Exit sign no. EX-26/1/TA	Location Lift Lobby/26/TA	-		2	
27	Exit sign no. EX-27/1/TA	Location Lift Lobby/27/TA	-		2	
28	Exit sign no. EX-28/1/TA	Location Lift Lobby/28/TA	-		2	
29	Exit sign no. EX-29/1/TA	Location Lift Lobby/29/TA	-		2	
30	Exit sign no. EX-30/1/TA	Location Lift Lobby/30/TA	-		2	
31	Exit sign no. EX-31/1/TA	Location Lift Lobby/31/TA	-		2	

Comment :

Note : 3.) N = Normal ; AB = Abnormal ; F = Fail

PM by :	Verified by	Approved by :
Signature : 	Signature by : 	Signature : 
Date : 7-10-66	Date : 7-10-65	Date : 7-10-65



BUILDING : Millennium

Ref No : PPM-EE-013

PREVENTIVE MAINTENANCE CHECKLIST FOR EXIT SIGN LIST

Rev. Date : 7-10-65

EQUIPMENT NUMBER: EX - 32/53 - TA

TYPE OF MAINTENANCE

W

☒

2M

Q

H

Y

LOCATION: Lift Lobby Fl. 32 - 53 TA

NO.	TASK DESCRIPTION		PM Code	MEASUREMENT	Status (N/A B/F)	Remarks
32	Exit sign no. EX-32/1/TA	Location Lift Lobby/32/TA	-		N	
33	Exit sign no. EX-33/1/TA	Location Lift Lobby/33/TA	-		N	
34	Exit sign no. EX-34/1/TA	Location Lift Lobby/34/TA	-		N	
35	Exit sign no. EX-35/1/TA	Location Lift Lobby/35/TA	-		N	
36	Exit sign no. EX-36/1/TA	Location Lift Lobby/36/TA	-		N	
37	Exit sign no. EX-37/1/TA	Location Lift Lobby/37/TA	-		N	
38	Exit sign no. EX-38/1/TA	Location Lift Lobby/39/TA	-		N	
39	Exit sign no. EX-39/1/TA	Location Lift Lobby/39/TA	-		N	
40	Exit sign no. EX-40/1/TA	Location Lift Lobby/40/TA	-		N	
41	Exit sign no. EX-41/1/TA	Location Lift Lobby/41/TA	-		N	
42	Exit sign no. EX-42/1/TA	Location Lift Lobby/42/TA	-		N	
43	Exit sign no. EX-43/1/TA	Location Lift Lobby/43/TA	-		N	
44	Exit sign no. EX-44/1/TA	Location Lift Lobby/44/TA	-		N	
45	Exit sign no. EX-45/1/TA	Location Lift Lobby/45/TA	-		N	
46	Exit sign no. EX-46/1/TA	Location Lift Lobby/46/TA	-		N	
47	Exit sign no. EX-47/1/TA	Location Lift Lobby/47/TA	-		N	
48	Exit sign no. EX-48/1/TA	Location Lift Lobby/48/TA	-		N	
49	Exit sign no. EX-49/1/TA	Location Lift Lobby/49/TA	-		N	
50	Exit sign no. EX-50/1/TA	Location Lift Lobby/50/TA	-		N	
51	Exit sign no. EX-51/1/TA	Location Lift Lobby/51/TA	-		N	
52	Exit sign no. EX-52/1/TA	Location Lift Lobby/R/TA	-		N	
53	Exit sign no. EX-53/1/TA	Location Lift Lobby/M/TA	-		N	
	Exit sign no. _____	Location _____	-			
	Exit sign no. _____	Location _____	-			
	Exit sign no. _____	Location _____	-			
	Exit sign no. _____	Location _____	-			
	Exit sign no. _____	Location _____	-			
	Exit sign no. _____	Location _____	-			
	Exit sign no. _____	Location _____	-			
	Exit sign no. _____	Location _____	-			
	Exit sign no. _____	Location _____	-			

Comment :

Note : 3.) N = Normal ; AB = Abnormal ; F = Fail

PM by :	Verified by	Approved by :
Signature : กอทิพนันท์, อธิวัฒน์, อสมท	Signature by : อสมท	Signature : [Signature]
Date : 7-10-65	Date : 7-10-65	Date : 7-10-65

**BUILDING : Millennium**

Ref No : PPM-EE-013

PREVENTIVE MAINTENANCE CHECKLIST FOR EXIT SIGN LIST

Rev. Date : 13-10-65

EQUIPMENT NUMBER: EX - B/31 - TB

TYPE OF MAINTENANCE

W

M

2M

Q

H

Y

LOCATION: Lift Lobby Fl. B - 31 TB

NO.	TASK DESCRIPTION		PM Code	MEASUREMENT	Status (N/A B/F)	Remarks
1	Exit sign no. EX-B1/1/TB	Location Corridor /B1/TB	-		N	
2	Exit sign no. EX-G/1/TB	Location Entrance/G/TB	-		N	
3	Exit sign no. EX-G/2/TB	Location Lift Lobby/G/TB	-		N	
4	Exit sign no. EX-G/3/TB	Location Stair 1/G/TB	-		N	
5	Exit sign no. EX-G/4/TB	Location Stair 2/G/TB	-		N	
6	Exit sign no. EX-F/1/TB	Location Corridor/F/TB	-		N	
7	Exit sign no. EX-D/1/TB	Location Corridor/D/TB	-		N	
8	Exit sign no. EX-8/1/TB	Location Lift Lobby/8/TB	-		N	
9	Exit sign no. EX-9/1/TB	Location Lift Lobby/9/TB	-		N	
10	Exit sign no. EX-10/1/TB	Location Lift Lobby/10/TB	-		N	
11	Exit sign no. EX-11/1/TB	Location Lift Lobby/11/TB	-		N	
12	Exit sign no. EX-12/1/TB	Location Lift Lobby/12/TB	-		N	
13	Exit sign no. EX-AA/1/TB	Location Lift Lobby/AA/TB	-		N	
14	Exit sign no. EX-14/1/TB	Location Lift Lobby/14/TB	-		N	
15	Exit sign no. EX-15/1/TB	Location Lift Lobby/15/TB	-		N	
16	Exit sign no. EX-16/1/TB	Location Lift Lobby/16/TB	-		N	
17	Exit sign no. EX-17/1/TB	Location Lift Lobby/17/TB	-		N	
18	Exit sign no. EX-18/1/TB	Location Lift Lobby/18/TB	-		N	
19	Exit sign no. EX-19/1/TB	Location Lift Lobby/19/TB	-		N	
20	Exit sign no. EX-20/1/TB	Location Lift Lobby/20/TB	-		N	
21	Exit sign no. EX-21/1/TB	Location Lift Lobby/21/TB	-		N	
22	Exit sign no. EX-22/1/TB	Location Lift Lobby/22/TB	-		N	
23	Exit sign no. EX-23/1/TB	Location Lift Lobby/23/TB	-		N	
24	Exit sign no. EX-24/1/TB	Location Lift Lobby/24/TB	-		N	
25	Exit sign no. EX-25/1/TB	Location Lift Lobby/25/TB	-		N	
26	Exit sign no. EX-26/1/TB	Location Lift Lobby/26/TB	-		N	
27	Exit sign no. EX-27/1/TB	Location Lift Lobby/27/TB	-		N	
28	Exit sign no. EX-28/1/TB	Location Lift Lobby/28/TB	-		N	
29	Exit sign no. EX-29/1/TB	Location Lift Lobby/29/TB	-		N	
30	Exit sign no. EX-30/1/TB	Location Lift Lobby/30/TB	-		N	
31	Exit sign no. EX-31/1/TB	Location Lift Lobby/31/TB	-		N	

Comment :**Note : 3.) N = Normal ; AB = Abnormal ; F = Fail**

PM by :	Verified by	Approved by :
Signature : ๑๒๓๔๕๖๗๘๙๐๑๒๓๔๕	Signature by : ๑๒๓๔๕๖๗๘๙๐๑๒๓๔๕	Signature : ๑๒๓๔๕๖๗๘๙๐๑๒๓๔๕
Date : 13-10-65	Date : 13-10-65	Date : 13-10-65



BUILDING : Millennium

Ref No : PPM-EE-013

PREVENTIVE MAINTENANCE CHECKLIST FOR EXIT SIGN LIST

Rev. Date : 13-10-65

EQUIPMENT NUMBER: EX - 32/55 - TB

TYPE OF MAINTENANCE

W

M

2M

Q

H

Y

LOCATION: Lift Lobby Fl. 32 - 55 TB

NO.	TASK DESCRIPTION		PM Code	MEASUREMENT	Status (N/A B/F)	Remarks
32	Exit sign no. <u>EX-32/1/TB</u>	Location <u>Lift Lobby/32/TB</u>	-		N	
33	Exit sign no. <u>EX-33/1/TB</u>	Location <u>Lift Lobby/33/TB</u>	-		N	
34	Exit sign no. <u>EX-34/1/TB</u>	Location <u>Lift Lobby/34/TB</u>	-		N	
35	Exit sign no. <u>EX-35/1/TB</u>	Location <u>Lift Lobby/35/TB</u>	-		N	
36	Exit sign no. <u>EX-36/1/TB</u>	Location <u>Lift Lobby/36/TB</u>	-		N	
37	Exit sign no. <u>EX-37/1/TB</u>	Location <u>Lift Lobby/37/TB</u>	-		N	
38	Exit sign no. <u>EX-38/1/TB</u>	Location <u>Lift Lobby/39/TB</u>	-		N	
39	Exit sign no. <u>EX-39/1/TB</u>	Location <u>Lift Lobby/39/TB</u>	-		N	
40	Exit sign no. <u>EX-40/1/TB</u>	Location <u>Lift Lobby/40/TB</u>	-		N	
41	Exit sign no. <u>EX-41/1/TB</u>	Location <u>Lift Lobby/41/TB</u>	-		N	
42	Exit sign no. <u>EX-42/1/TB</u>	Location <u>Lift Lobby/42/TB</u>	-		N	
43	Exit sign no. <u>EX-43/1/TB</u>	Location <u>Lift Lobby/43/TB</u>	-		N	
44	Exit sign no. <u>EX-44/1/TB</u>	Location <u>Lift Lobby/44/TB</u>	-		N	
45	Exit sign no. <u>EX-45/1/TB</u>	Location <u>Lift Lobby/45/TB</u>	-		N	
46	Exit sign no. <u>EX-46/1/TB</u>	Location <u>Lift Lobby/46/TB</u>	-		N	
47	Exit sign no. <u>EX-47/1/TB</u>	Location <u>Lift Lobby/47/TB</u>	-		N	
48	Exit sign no. <u>EX-48/1/TB</u>	Location <u>Lift Lobby/48/TB</u>	-		N	
49	Exit sign no. <u>EX-49/1/TB</u>	Location <u>Lift Lobby/49/TB</u>	-		N	
50	Exit sign no. <u>EX-50/1/TB</u>	Location <u>Lift Lobby/50/TB</u>	-		N	
51	Exit sign no. <u>EX-51/1/TB</u>	Location <u>Lift Lobby/51/TB</u>	-		N	
52	Exit sign no. <u>EX-52/1/TB</u>	Location <u>Lift Lobby/52/TB</u>	-		N	
53	Exit sign no. <u>EX-53/1/TB</u>	Location <u>Lift Lobby/53/TB</u>	-		N	
54	Exit sign no. <u>EX-54/1/TB</u>	Location <u>Corridor/R/TB</u>	-		N	
55	Exit sign no. <u>EX-55/1/TB</u>	Location <u>Corridor/M/TB</u>	-		N	
	Exit sign no. _____	Location _____	-			
	Exit sign no. _____	Location _____	-			
	Exit sign no. _____	Location _____	-			
	Exit sign no. _____	Location _____	-			
	Exit sign no. _____	Location _____	-			
	Exit sign no. _____	Location _____	-			
	Exit sign no. _____	Location _____	-			

Comment :

Note : 3.) N = Normal ; AB = Abnormal ; F = Fail

PM by :	Verified by	Approved by :
Signature : <u>25/10/2025, 10:00 AM</u>	Signature by : <u>25/10/2025</u>	Signature : <u>25/10/2025</u>
Date : <u>13-10-65</u>	Date : <u>13-10-65</u>	Date : <u>13-10-65</u>

BUILDING : **Millennium**

Ref No : PPM-EE-013

PREVENTIVE MAINTENANCE CHECKLIST FOR EXIT SIGN LIST

Rev. Date :

EQUIPMENT NUMBER: **EX - B/31 - TC**

TYPE OF MAINTENANCE

W

M

2M

Q

H

Y

LOCATION: **Lift Lobby Fl. B-31**

NO.	TASK DESCRIPTION		PM Code	MEASUREMENT	Status (N/A B/F)	Remarks
1	Exit sign no. <u>EX-B1/1/TC</u>	Location <u>Corridor /B1/TC</u>	-		2	
2	Exit sign no. <u>EX-G/1/TC</u>	Location <u>Entrance/G/TC</u>	-		2	
3	Exit sign no. <u>EX-G/2/TC</u>	Location <u>Lift Lobby/G/TC</u>	-		2	
4	Exit sign no. <u>EX-G/3/TC</u>	Location <u>Stair 1/G/TC</u>	-		2	
5	Exit sign no. <u>EX-G/4/TC</u>	Location <u>Stair 2/G/TC</u>	-		2	
6	Exit sign no. <u>EX-F/1/TC</u>	Location <u>Corridor/F/TC</u>	-		2	
7	Exit sign no. <u>EX-D/1/TC</u>	Location <u>Corridor/D/TC</u>	-		2	
8	Exit sign no. <u>EX-8/1/TC</u>	Location <u>Lift Lobby/8/TC</u>	-		2	
9	Exit sign no. <u>EX-9/1/TC</u>	Location <u>Lift Lobby/9/TC</u>	-		2	
10	Exit sign no. <u>EX-10/1/TC</u>	Location <u>Lift Lobby/10/TC</u>	-		2	
11	Exit sign no. <u>EX-11/1/TC</u>	Location <u>Lift Lobby/11/TC</u>	-		2	
12	Exit sign no. <u>EX-12/1/TC</u>	Location <u>Lift Lobby/12/TC</u>	-		2	
13	Exit sign no. <u>EX-AA/1/TC</u>	Location <u>Lift Lobby/AA/TC</u>	-		2	
14	Exit sign no. <u>EX-14/1/TC</u>	Location <u>Lift Lobby/14/TC</u>	-		2	
15	Exit sign no. <u>EX-15/1/TC</u>	Location <u>Lift Lobby/15/TC</u>	-		2	
16	Exit sign no. <u>EX-16/1/TC</u>	Location <u>Lift Lobby/16/TC</u>	-		2	
17	Exit sign no. <u>EX-17/1/TC</u>	Location <u>Lift Lobby/17/TC</u>	-		2	
18	Exit sign no. <u>EX-18/1/TC</u>	Location <u>Lift Lobby/18/TC</u>	-		2	
19	Exit sign no. <u>EX-19/1/TC</u>	Location <u>Lift Lobby/19/TC</u>	-		2	
20	Exit sign no. <u>EX-20/1/TC</u>	Location <u>Lift Lobby/20/TC</u>	-		2	
21	Exit sign no. <u>EX-21/1/TC</u>	Location <u>Lift Lobby/21/TC</u>	-		2	
22	Exit sign no. <u>EX-22/1/TC</u>	Location <u>Lift Lobby/22/TC</u>	-		2	
23	Exit sign no. <u>EX-23/1/TC</u>	Location <u>Lift Lobby/23/TC</u>	-		2	
24	Exit sign no. <u>EX-24/1/TC</u>	Location <u>Lift Lobby/24/TC</u>	-		2	
25	Exit sign no. <u>EX-25/1/TC</u>	Location <u>Lift Lobby/25/TC</u>	-		2	
26	Exit sign no. <u>EX-26/1/TC</u>	Location <u>Lift Lobby/26/TC</u>	-		2	
27	Exit sign no. <u>EX-27/1/TC</u>	Location <u>Lift Lobby/27/TC</u>	-		2	
28	Exit sign no. <u>EX-28/1/TC</u>	Location <u>Lift Lobby/28/TC</u>	-		2	
29	Exit sign no. <u>EX-29/1/TC</u>	Location <u>Lift Lobby/29/TC</u>	-		2	
30	Exit sign no. <u>EX-30/1/TC</u>	Location <u>Lift Lobby/30/TC</u>	-		2	
31	Exit sign no. <u>EX-31/1/TC</u>	Location <u>Lift Lobby/31/TC</u>	-		2	

Comment :

Note : 3.) N = Normal ; AB = Abnormal ; F = Fail

PM by :	Verified by	Approved by :
Signature : <u>สุรพันธ์, ทนิตานันท์</u>	Signature by : <u>10312</u>	Signature : <u>[Signature]</u>
Date : <u>11/10/65</u>	Date : <u>12/10/65</u>	Date : <u>12/10/65</u>



BUILDING : **Millennium**

Ref No : PPM-EE-013

PREVENTIVE MAINTENANCE CHECKLIST FOR EXIT SIGN LIST

Rev. Date :

EQUIPMENT NUMBER: **EX - 32/55 - TC**

TYPE OF MAINTENANCE

W

M

2M

Q

H

Y

LOCATION: **Lift Lobby Fl. 32 - 55**

NO.	TASK DESCRIPTION		PM Code	MEASUREMENT	Status (N/A B/F)	Remarks
1	Exit sign no. <u>EX-32/1/TC</u>	Location <u>Lift Lobby/32/TC</u>	-		<u>N</u>	
2	Exit sign no. <u>EX-33/1/TC</u>	Location <u>Lift Lobby/33/TC</u>	-		<u>N</u>	
3	Exit sign no. <u>EX-34/1/TC</u>	Location <u>Lift Lobby/34/TC</u>	-		<u>N</u>	
4	Exit sign no. <u>EX-35/1/TC</u>	Location <u>Lift Lobby/35/TC</u>	-		<u>N</u>	
5	Exit sign no. <u>EX-36/1/TC</u>	Location <u>Lift Lobby/36/TC</u>	-		<u>N</u>	
6	Exit sign no. <u>EX-37/1/TC</u>	Location <u>Lift Lobby/37/TC</u>	-		<u>N</u>	
7	Exit sign no. <u>EX-38/1/TC</u>	Location <u>Lift Lobby/39/TC</u>	-		<u>N</u>	
8	Exit sign no. <u>EX-39/1/TC</u>	Location <u>Lift Lobby/39/TC</u>	-		<u>N</u>	
9	Exit sign no. <u>EX-40/1/TC</u>	Location <u>Lift Lobby/40/TC</u>	-		<u>N</u>	
10	Exit sign no. <u>EX-41/1/TC</u>	Location <u>Lift Lobby/41/TC</u>	-		<u>N</u>	
11	Exit sign no. <u>EX-42/1/TC</u>	Location <u>Lift Lobby/42/TC</u>	-		<u>N</u>	
12	Exit sign no. <u>EX-43/1/TC</u>	Location <u>Lift Lobby/43/TC</u>	-		<u>N</u>	
13	Exit sign no. <u>EX-44/1/TC</u>	Location <u>Lift Lobby/44/TC</u>	-		<u>N</u>	
14	Exit sign no. <u>EX-45/1/TC</u>	Location <u>Lift Lobby/45/TC</u>	-		<u>N</u>	
15	Exit sign no. <u>EX-46/1/TC</u>	Location <u>Lift Lobby/46/TC</u>	-		<u>N</u>	
16	Exit sign no. <u>EX-47/1/TC</u>	Location <u>Lift Lobby/47/TC</u>	-		<u>N</u>	
17	Exit sign no. <u>EX-48/1/TC</u>	Location <u>Lift Lobby/48/TC</u>	-		<u>N</u>	
18	Exit sign no. <u>EX-49/1/TC</u>	Location <u>Lift Lobby/49/TC</u>	-		<u>N</u>	
19	Exit sign no. <u>EX-50/1/TC</u>	Location <u>Lift Lobby/50/TC</u>	-		<u>N</u>	
20	Exit sign no. <u>EX-51/1/TC</u>	Location <u>Lift Lobby/51/TC</u>	-		<u>N</u>	
21	Exit sign no. <u>EX-52/1/TC</u>	Location <u>Lift Lobby/52/TC</u>	-		<u>N</u>	
22	Exit sign no. <u>EX-53/1/TC</u>	Location <u>Lift Lobby/53/TC</u>	-		<u>N</u>	
23	Exit sign no. <u>EX-54/1/TC</u>	Location <u>Corridor/R/TC</u>	-		<u>N</u>	
24	Exit sign no. <u>EX-55/1/TC</u>	Location <u>Corridor/M/TC</u>	-		<u>N</u>	
	Exit sign no. _____	Location _____	-			
	Exit sign no. _____	Location _____	-			
	Exit sign no. _____	Location _____	-			
	Exit sign no. _____	Location _____	-			
	Exit sign no. _____	Location _____	-			
	Exit sign no. _____	Location _____	-			
	Exit sign no. _____	Location _____	-			

Comment :

Note : 3.) N = Normal ; AB = Abnormal ; F = Fail

PM by :	Verified by	Approved by :
Signature : <u>[Signature]</u>	Signature by : <u>[Signature]</u>	Signature : <u>[Signature]</u>
Date : <u>14/10/65</u>	Date : <u>14/10/65</u>	Date : <u>14/10/65</u>

BUILDING : Millennium

Ref No : PPM-EE-013

PREVENTIVE MAINTENANCE CHECKLIST FOR EXIT SIGN LIST

Rev. Date : 13.10.65

EQUIPMENT NUMBER: EX - B/31 - TD

TYPE OF MAINTENANCE

W

M

2M

Q

H

Y

LOCATION: Lift Lobby Fl. B-31 TD

NO.	TASK DESCRIPTION		PM Code	MEASUREMENT	Status (N/A B/F)	Remarks
1	Exit sign no. <u>EX-B1/1/TD</u>	Location <u>Corridor /B1/TD</u>	-		2	
2	Exit sign no. <u>EX-G/1/TD</u>	Location <u>Entrance/G/TD</u>	-		2	
3	Exit sign no. <u>EX-G/2/TD</u>	Location <u>Lift Lobby/G/TD</u>	-		2	
4	Exit sign no. <u>EX-G/3/TD</u>	Location <u>Stair 1/G/TD</u>	-		2	
5	Exit sign no. <u>EX-G/4/TD</u>	Location <u>Stair 2/G/TD</u>	-		2	
6	Exit sign no. <u>EX-F/1/TD</u>	Location <u>Corridor/F/TD</u>	-		2	
7	Exit sign no. <u>EX-D/1/TD</u>	Location <u>Corridor/D/TD</u>	-		2	1602
8	Exit sign no. <u>EX-8/1/TD</u>	Location <u>Lift Lobby/8/TD</u>	-		2	
9	Exit sign no. <u>EX-9/1/TD</u>	Location <u>Lift Lobby/9/TD</u>	-		2	
10	Exit sign no. <u>EX-10/1/TD</u>	Location <u>Lift Lobby/10/TD</u>	-		2	
11	Exit sign no. <u>EX-11/1/TD</u>	Location <u>Lift Lobby/11/TD</u>	-		2	
12	Exit sign no. <u>EX-12/1/TD</u>	Location <u>Lift Lobby/12/TD</u>	-		2	
13	Exit sign no. <u>EX-AA/1/TD</u>	Location <u>Lift Lobby/AA/TD</u>	-		2	
14	Exit sign no. <u>EX-14/1/TD</u>	Location <u>Lift Lobby/14/TD</u>	-		2	0143.
15	Exit sign no. <u>EX-15/1/TD</u>	Location <u>Lift Lobby/15/TD</u>	-		2	
16	Exit sign no. <u>EX-16/1/TD</u>	Location <u>Lift Lobby/16/TD</u>	-		2	
17	Exit sign no. <u>EX-17/1/TD</u>	Location <u>Lift Lobby/17/TD</u>	-		2	
18	Exit sign no. <u>EX-18/1/TD</u>	Location <u>Lift Lobby/18/TD</u>	-		2	
19	Exit sign no. <u>EX-19/1/TD</u>	Location <u>Lift Lobby/19/TD</u>	-		2	
20	Exit sign no. <u>EX-20/1/TD</u>	Location <u>Lift Lobby/20/TD</u>	-		2	
21	Exit sign no. <u>EX-21/1/TD</u>	Location <u>Lift Lobby/21/TD</u>	-		2	
22	Exit sign no. <u>EX-22/1/TD</u>	Location <u>Lift Lobby/22/TD</u>	-		2	
23	Exit sign no. <u>EX-23/1/TD</u>	Location <u>Lift Lobby/23/TD</u>	-		2	0152.
24	Exit sign no. <u>EX-24/1/TD</u>	Location <u>Lift Lobby/24/TD</u>	-		2	
25	Exit sign no. <u>EX-25/1/TD</u>	Location <u>Lift Lobby/25/TD</u>	-		2	
26	Exit sign no. <u>EX-26/1/TD</u>	Location <u>Lift Lobby/26/TD</u>	-		2	
27	Exit sign no. <u>EX-27/1/TD</u>	Location <u>Lift Lobby/27/TD</u>	-		2	
28	Exit sign no. <u>EX-28/1/TD</u>	Location <u>Lift Lobby/28/TD</u>	-		2	
29	Exit sign no. <u>EX-29/1/TD</u>	Location <u>Lift Lobby/29/TD</u>	-		2	
30	Exit sign no. <u>EX-30/1/TD</u>	Location <u>Lift Lobby/30/TD</u>	-		2	
31	Exit sign no. <u>EX-31/1/TD</u>	Location <u>Lift Lobby/31/TD</u>	-		2	

Comment :

Ex B, 14, 23 OK.

Note : 3.) N = Normal ; AB = Abnormal ; F = Fail

PM by :	Verified by	Approved by :
Signature : <u>[Signature]</u>	Signature by : <u>[Signature]</u>	Signature : <u>[Signature]</u>
Date : <u>13.10.65</u>	Date : <u>13-10-65</u>	Date : <u>13/10/65</u>

BUILDING : Millennium

Ref No : PPM-EE-013

PREVENTIVE MAINTENANCE CHECKLIST FOR EXIT SIGN LIST

Rev. Date : 13.10.15

EQUIPMENT NUMBER: EX - 32/53 - TD

TYPE OF MAINTENANCE

W

M

2M

Q

H

Y

LOCATION: Lift Lobby Fl. 32 - 53 TD

NO.	TASK DESCRIPTION		PM Code	MEASUREMENT	Status (N/A B/F)	Remarks
32	Exit sign no. <u>EX-32/1/TD</u>	Location <u>Lift Lobby/32/TD</u>	-		22	
33	Exit sign no. <u>EX-33/1/TD</u>	Location <u>Lift Lobby/33/TD</u>	-		22	
34	Exit sign no. <u>EX-34/1/TD</u>	Location <u>Lift Lobby/34/TD</u>	-		22	
35	Exit sign no. <u>EX-35/1/TD</u>	Location <u>Lift Lobby/35/TD</u>	-		22	
36	Exit sign no. <u>EX-36/1/TD</u>	Location <u>Lift Lobby/36/TD</u>	-		22	
37	Exit sign no. <u>EX-37/1/TD</u>	Location <u>Lift Lobby/37/TD</u>	-		22	
38	Exit sign no. <u>EX-38/1/TD</u>	Location <u>Lift Lobby/39/TD</u>	-		22	
39	Exit sign no. <u>EX-39/1/TD</u>	Location <u>Lift Lobby/39/TD</u>	-		22	
40	Exit sign no. <u>EX-40/1/TD</u>	Location <u>Lift Lobby/40/TD</u>	-		22	
41	Exit sign no. <u>EX-41/1/TD</u>	Location <u>Lift Lobby/41/TD</u>	-		22	
42	Exit sign no. <u>EX-42/1/TD</u>	Location <u>Lift Lobby/42/TD</u>	-		22	
43	Exit sign no. <u>EX-43/1/TD</u>	Location <u>Lift Lobby/43/TD</u>	-		22	
44	Exit sign no. <u>EX-44/1/TD</u>	Location <u>Lift Lobby/44/TD</u>	-		22	
45	Exit sign no. <u>EX-45/1/TD</u>	Location <u>Lift Lobby/45/TD</u>	-		22	1640
46	Exit sign no. <u>EX-46/1/TD</u>	Location <u>Lift Lobby/46/TD</u>	-		22	
47	Exit sign no. <u>EX-47/1/TD</u>	Location <u>Lift Lobby/47/TD</u>	-		22	
48	Exit sign no. <u>EX-48/1/TD</u>	Location <u>Lift Lobby/48/TD</u>	-		22	
49	Exit sign no. <u>EX-49/1/TD</u>	Location <u>Lift Lobby/49/TD</u>	-		22	
50	Exit sign no. <u>EX-50/1/TD</u>	Location <u>Lift Lobby/50/TD</u>	-		22	
51	Exit sign no. <u>EX-51/1/TD</u>	Location <u>Lift Lobby/51/TD</u>	-		22	
52	Exit sign no. <u>EX-52/1/TD</u>	Location <u>Lift Lobby/R/TD</u>	-		22	
53	Exit sign no. <u>EX-53/1/TD</u>	Location <u>Lift Lobby/M/TD</u>	-		22	
	Exit sign no. _____	Location _____	-			
	Exit sign no. _____	Location _____	-			
	Exit sign no. _____	Location _____	-			
	Exit sign no. _____	Location _____	-			
	Exit sign no. _____	Location _____	-			
	Exit sign no. _____	Location _____	-			
	Exit sign no. _____	Location _____	-			
	Exit sign no. _____	Location _____	-			
	Exit sign no. _____	Location _____	-			

Comment :

32 to 43, 1640

Note : 3.) N = Normal ; AB = Abnormal ; F = Fail

PM by :

Verified by

Approved by :

Signature :

Signature by :

Signature :

Date :

Date :

Date :

22

Simulation

13-10-65

13.10.15

BUILDING : Millennium

Ref No : PPM-EE-013

PREVENTIVE MAINTENANCE CHECKLIST FOR EXIT SIGN LIST Exit Sign Club House

Rev. Date :

EQUIPMENT NUMBER: EX - B3/5 - CH

TYPE OF MAINTENANCE

W

M

2M

Q

H




Y

LOCATION: Fl. B3 - 5

NO.	TASK DESCRIPTION		PM Code	MEASUREMENT	Status (N/A B/F)	Remarks
1	Exit sign no. EX-B3/1-CH	Location Stair 2/B3/CH	-		N	
2	Exit sign no. EX-B3/2-CH	Location Stair 1/B3/CH	-		N	
3	Exit sign no. EX-B3/3-CH	Location Stair 3/B3/CH	-		N	
4	Exit sign no. EX-B3/4-CH	Location Stair 4/B3/CH	-		N	
5	Exit sign no. EX-B2/1-CH	Location Stair 2/B2/CH	-		N	
6	Exit sign no. EX-B2/2-CH	Location Stair 1/B2/CH	-		N	
7	Exit sign no. EX-B2/3-CH	Location Stair 3/B2/CH	-		N	
8	Exit sign no. EX-B2/4-CH	Location Stair 4/B2/CH	-		N	
9	Exit sign no. EX-B1/1-CH	Location Stair 2/B1/CH	-		N	
10	Exit sign no. EX-B1/2-CH	Location Stair 1/B1/CH	-		N	
11	Exit sign no. EX-B1/3-CH	Location Stair 3/B1/CH	-		N	
12	Exit sign no. EX-B1/4-CH	Location Stair 4/B1/CH	-		N	
13	Exit sign no. EX-G/1-CH	Location Stair 2/G/CH	-		N	
14	Exit sign no. EX-G/2-CH	Location Lift Lobby 2/G/CH	-		N	
15	Exit sign no. EX-G/3-CH	Location Stair 1/G/CH	-		N	
16	Exit sign no. EX-G/4-CH	Location Lift Lobby 1/G/CH	-		N	
17	Exit sign no. EX-G/5-CH	Location Stair 3/G/CH	-		N	
18	Exit sign no. EX-G/6-CH	Location Lift Lobby 3/G/CH	-		N	
19	Exit sign no. EX-G/7-CH	Location Stair 4/G/CH	-		N	
20	Exit sign no. EX-G/8-CH	Location Carpark In /G/CH	-		N	
21	Exit sign no. EX-G/9-CH	Location Carpark Out /G/CH	-		N	
22	Exit sign no. EX-2/1-CH	Location Stair 2/2/CH	-		N	
23	Exit sign no. EX-2/2-CH	Location Stair 1/2/CH	-		N	
24	Exit sign no. EX-2/3-CH	Location Stair 3/2/CH	-		N	
25	Exit sign no. EX-2/4-CH	Location Stair 4/2/CH	-		N	
26	Exit sign no. EX-3/1-CH	Location Stair 2/3/CH	-		N	
27	Exit sign no. EX-3/2-CH	Location Stair 1/3/CH	-		N	
28	Exit sign no. EX-3/3-CH	Location Stair 3/3/CH	-		N	
29	Exit sign no. EX-3/4-CH	Location Stair 4/3/CH	-		N	
30	Exit sign no. EX-4/1-CH	Location Lift Lobby 1/4/CH	-		N	
31	Exit sign no. EX-5/1-CH	Location Lift Lobby 1/5/CH	-		N	

Comment :

Note : 3.) N = Normal ; AB = Abnormal ; F = Fail

PM by :	Verified by	Approved by :
Signature : 	Signature by : 	Signature : 
Date : 17/10/65	Date : 17/10/65	Date : 17/10/65